



# TAI-SAW TECHNOLOGY CO., LTD.

No. 3, Industrial 2nd Rd., Ping-Chen Industrial District,  
Taoyuan, 324, Taiwan, R.O.C.

TEL: 886-3-4690038 FAX: 886-3-4697532

E-mail: [tstsales@mail.taisaw.com](mailto:tstsales@mail.taisaw.com) Web: [www.taisaw.com](http://www.taisaw.com)

## Product Specifications Approval Sheet

Product Name: SAW Filter 942.5MHz 35MHz Bw For EGSM SMD 3.0x3.0

TST Parts No.:TA0152A

Customer Parts No.: \_\_\_\_\_


Customer signature required


Company: \_\_\_\_\_

Division: \_\_\_\_\_

Approved by : \_\_\_\_\_

Date: \_\_\_\_\_

Checked by: \_\_\_\_\_ Anne Chen 

Approved by: \_\_\_\_\_ Francis Chen 

Date: \_\_\_\_\_ 12, 12, 2012

1. Customer signed back is required before TST can proceed with sample build and receive orders.
2. Orders received without customer signed back will be regarded as agreement on the specifications.
3. Any specifications changes must be approved upon by both parties and a new revision of specifications shall be released to reflect the changes.



# TAI-SAW TECHNOLOGY CO., LTD.

No. 3, Industrial 2nd Rd., Ping-Chen Industrial District,  
Taoyuan, 324, Taiwan, R.O.C.

TEL: 886-3-4690038 FAX: 886-3-4697532

E-mail: [tstsales@mail.taisaw.com](mailto:tstsales@mail.taisaw.com) Web: [www.taisaw.com](http://www.taisaw.com)

## SAW Filter 942.5 MHz 35MHz Bw For EGSM SMD 3.0x3.0

MODEL NO.: TA0152A

REV. NO.:3

### A. MAXIMUM RATING:

1. Input Power Level: 15 dB<sub>m</sub>
2. DC voltage: 3 V
3. Operating Temperature: -30°C to +85°C
4. Storage Temperature: -40°C to +85°C

RoHS Compliant  
Lead free  
Lead-free soldering

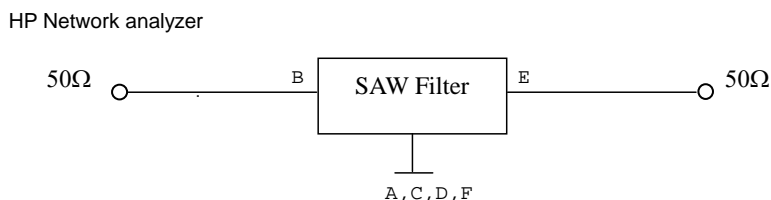
Electrostatic Sensitive Device (ESD)

### B. ELECTRICAL CHARACTERISTICS:

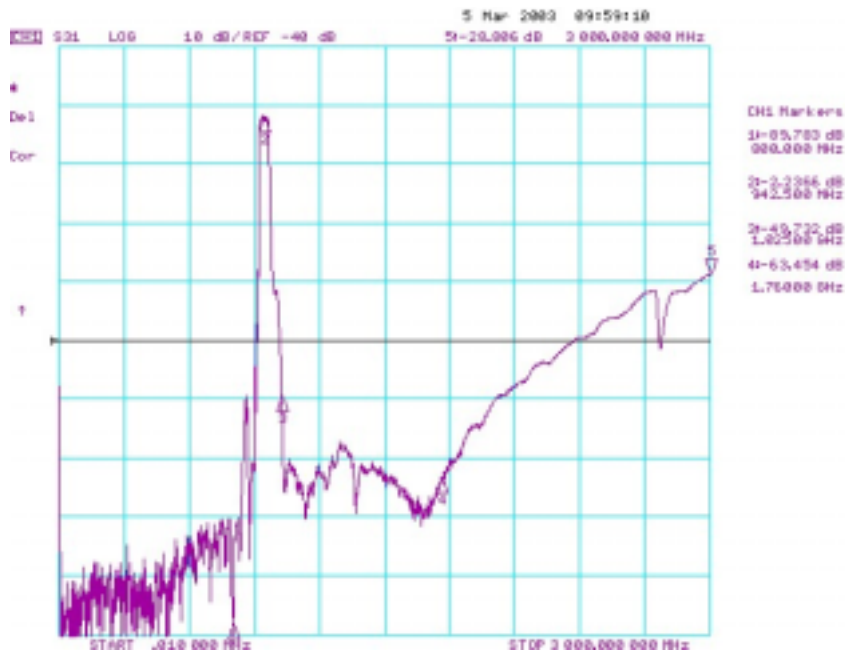
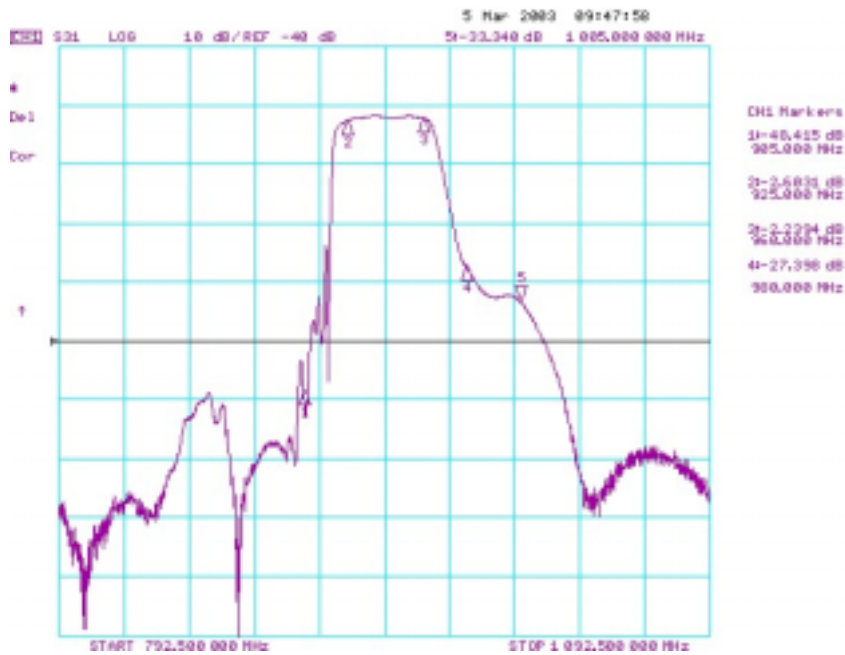
Characteristics			Specification			Note
			Min.	Typ.	Max	
Center frequency	F <sub>c</sub>	MH	-	942.5	-	-
		z				
Insertion loss	925~960 MHz	I.L.	-	2.8	4.0	-
Ripple	925~960 MHz		-	1.1	2.3	-
<b>Attenuation: ( Reference level from 0 dB )</b>						
	0 ~ 800 MHz		50	63	-	-
	800 ~ 880 MHz		40	48	-	-
	880 ~ 905 MHz		35	43	-	-
	980 ~ 982 MHz		20	27	-	-
	982 ~ 1005 MHz		23	28	-	-
	1005 ~ 1025 MHz		29	33	-	-
	1025 ~ 1760 MHz		40	50	-	-
	1760~ 2300 MHz		30	41	-	-
	2300 ~ 3000 MHz		20	28	-	-
Impedance at F <sub>c</sub>	Input	Z <sub>IN</sub> =R <sub>IN</sub> //C <sub>IN</sub>	50Ω // 0 PF			1
	Output	Z <sub>OUT</sub> =R <sub>OUT</sub> //C <sub>OUT</sub>	50Ω // 0 PF			1

Note1. No matching network required for operation at 50 Ω

### MEASUREMENT CIRCUIT:

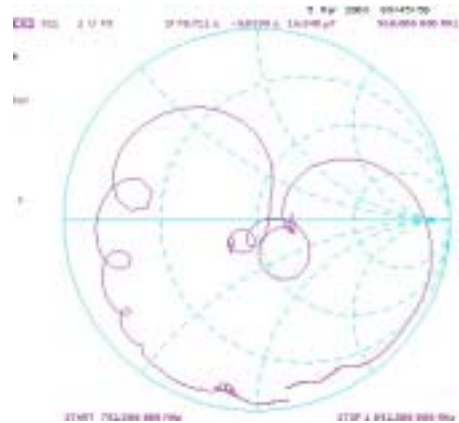
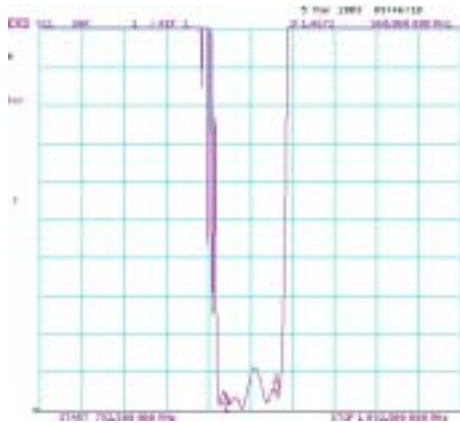


### C. Transfer Function :

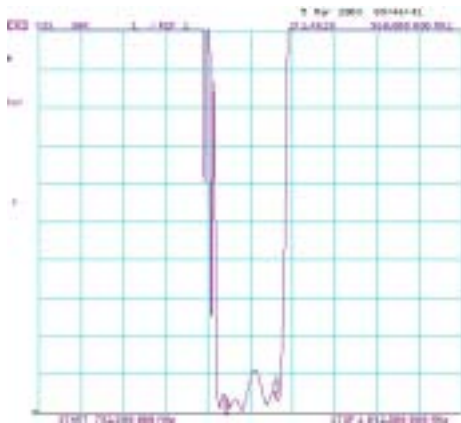


## D. Reflections Functions :

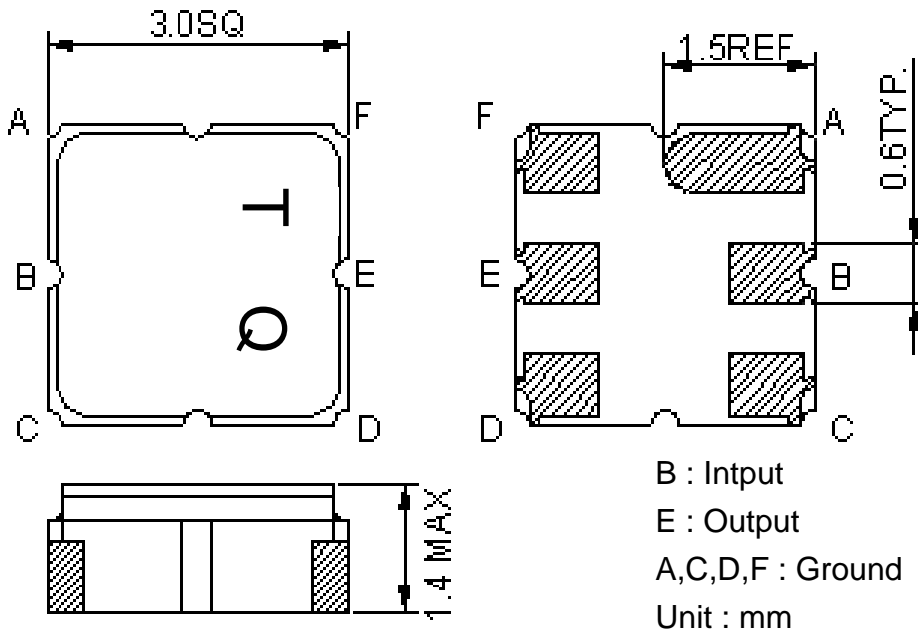
S11



S22



**E.OUTLINE DRAWING:**



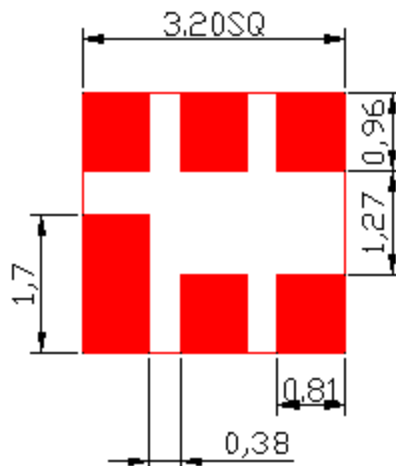
: Year Code (2011->1, 2012->2, ..., 2019->9)

: Date Code (Follow the table from planner each year)

Date Code Table

WK01	WK02	WK03	WK04	WK05	WK06	WK07	WK08	WK09	WK10	WK11	WK12	WK13
A	B	C	D	E	F	G	H	I	J	K	L	M
WK14	WK15	WK16	WK17	WK18	WK19	WK20	WK21	WK22	WK23	WK24	WK25	WK26
N	O	P	Q	R	S	T	U	V	W	X	Y	Z
WK27	WK28	WK29	WK30	WK31	WK32	WK33	WK34	WK35	WK36	WK37	WK38	WK39
a	b	c	d	e	f	g	h	i	j	k	l	m
WK40	WK41	WK42	WK43	WK44	WK45	WK46	WK47	WK48	WK49	WK50	WK51	WK52
n	o	p	q	r	s	t	u	v	w	x	y	z

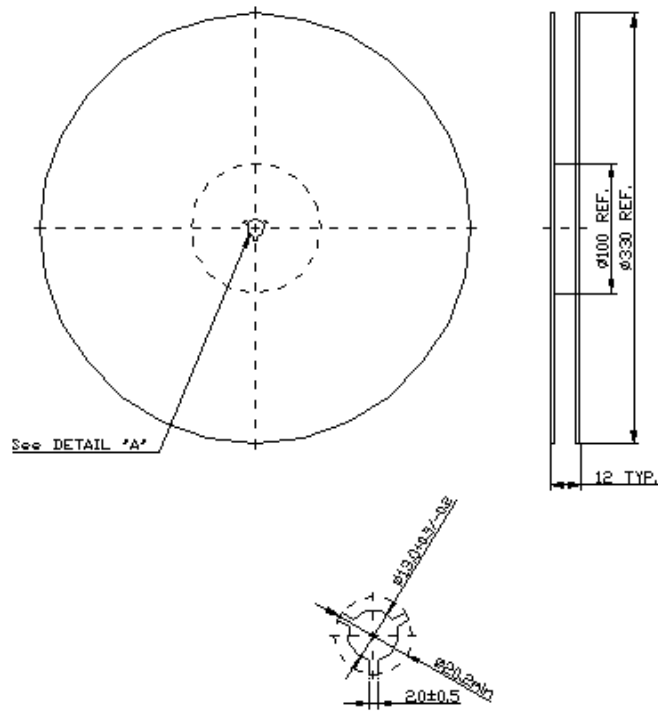
**G. LAND PATTERN:**



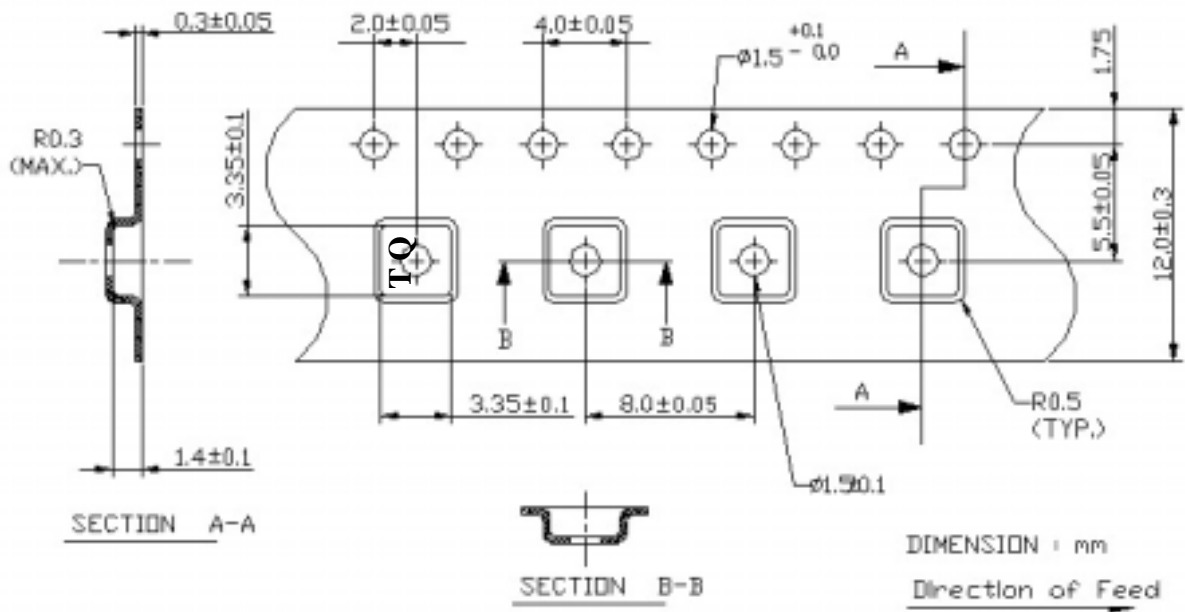
F. PACKING:

1. REEL DIMENSION

(Reel Count : 7"=1000 ; 13"=3000 or per the request of customer order )



G. TAPE DIMENSION



## H. RECOMMENDED REFLOW PROFILE :

1. Preheating shall be fixed at 150~180 for 60~90 seconds.
2. Ascending time to preheating temperature 150 shall be 30 seconds min.
3. Heating shall be fixed at 220 for 50~80 seconds and at 245~260 peak (min. 10sec).
4. Time : 2 times.

