



TAI-SAW TECHNOLOGY CO., LTD.

No. 3, Industrial 2nd Rd., Ping-Chen Industrial District,
Taoyuan, 324, Taiwan, R.O.C.

TEL: 886-3-4690038 FAX: 886-3-4697532

E-mail: tstsales@mail.taisaw.com Web: www.taisaw.com

Approval Sheet For Product Specification

Issued Date:

Product Name: SAW Filter 280MHz SMD 5.0x5.0mm

TST Parts No.:TA0510A

Customer Parts No.:_____

Company: _____
Division: _____
Approved by : _____
Date: _____

Checked by: _____ Elvis Chiu

Approval by: _____ Francis Chen

Date: _____ 2005/08/15



TAI-SAW TECHNOLOGY CO., LTD.

No. 3, Industrial 2nd Rd., Ping-Chen Industrial District,
Taoyuan, 324, Taiwan, R.O.C.

TEL: 886-3-4690038 FAX: 886-3-4697532

E-mail: tstsales@mail.taisaw.com Web: www.taisaw.com

SAW Filter 280 MHz

MODEL NO.: TA0510A

REV. NO.:1

A. MAXIMUM RATING:

1. Input Power Level: 0 dB_m
2. DC voltage: 5 V
3. Operating Temperature: -10°C to +50°C
4. Storage Temperature: -40°C to +85°C

RoHS Compliant
Lead free
Lead-free soldering

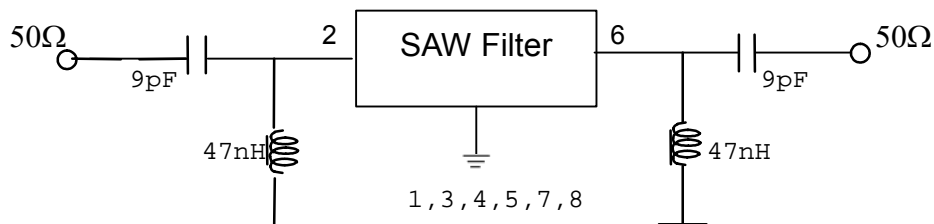
B. ELECTRICAL CHARACTERISTICS:

Item	Unit	Min.	Type.	Max.
Center frequency Fc	MHz	-	280	-
Insertion Loss IL _{max.}	Fc ± 4MHz dB	-	3.0	4.5
3dB Bandwidth BW _{-3dB}	MHz	8	12.5	-
Ripple Fc±4MHz	dB	-	0.8	2
Absolute Attenuation:(Reference level from 0dB)				
F _c -100 to F _c -37.5	MHz	42	53	-
F _c +37.5 to F _c +100	MHz	48	60	-
	dB			-

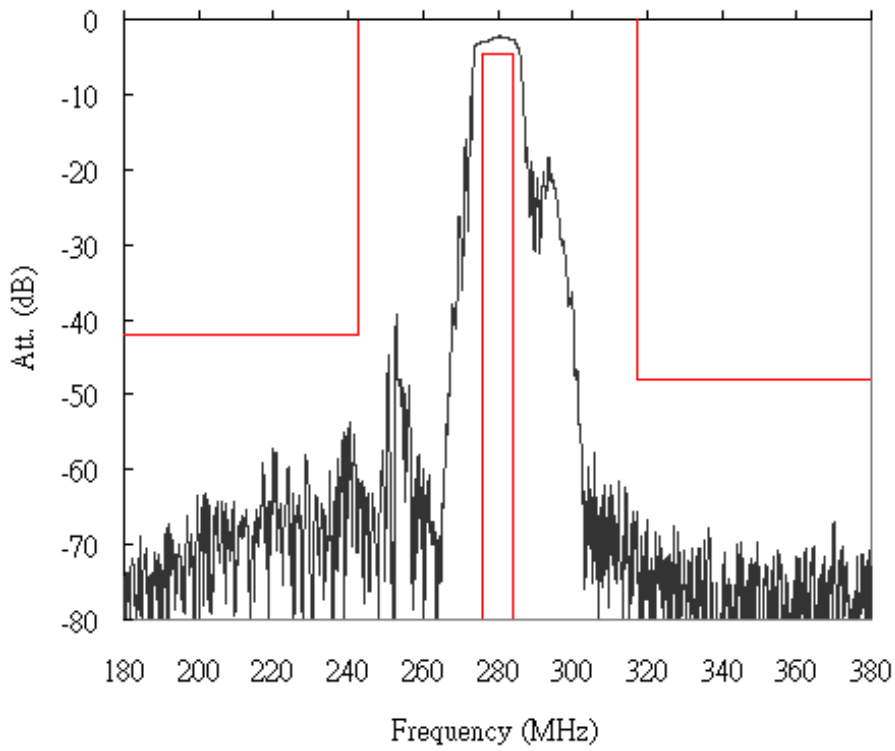
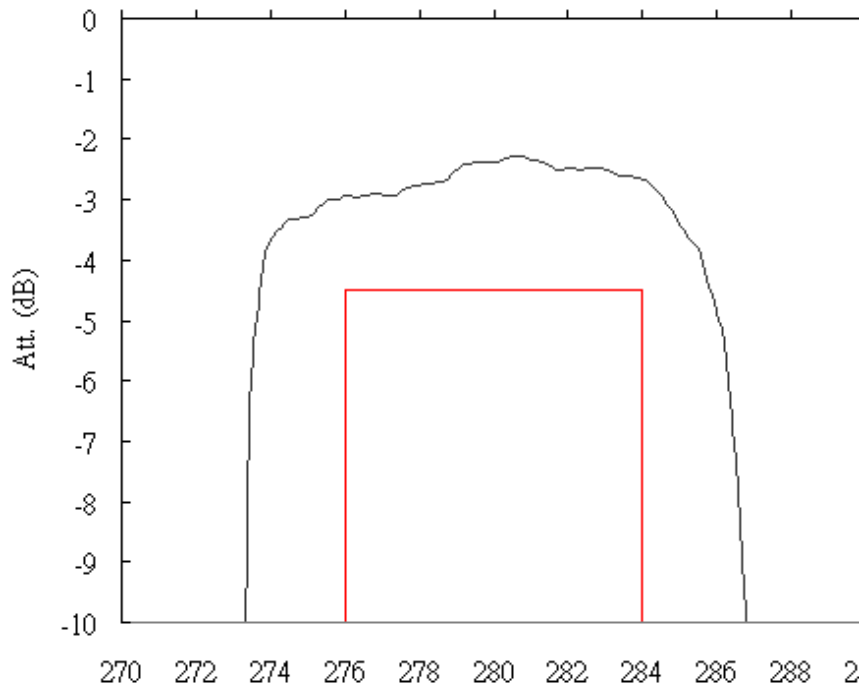
Note: IL_{min} is the minimum of the pass band attenuation. The bandwidth BW_{-3dB} is the difference value of the upper and lower frequencies at the 3dB filter attenuation level relative to the IL_{min}.

C. MEASUREMENT CIRCUIT:

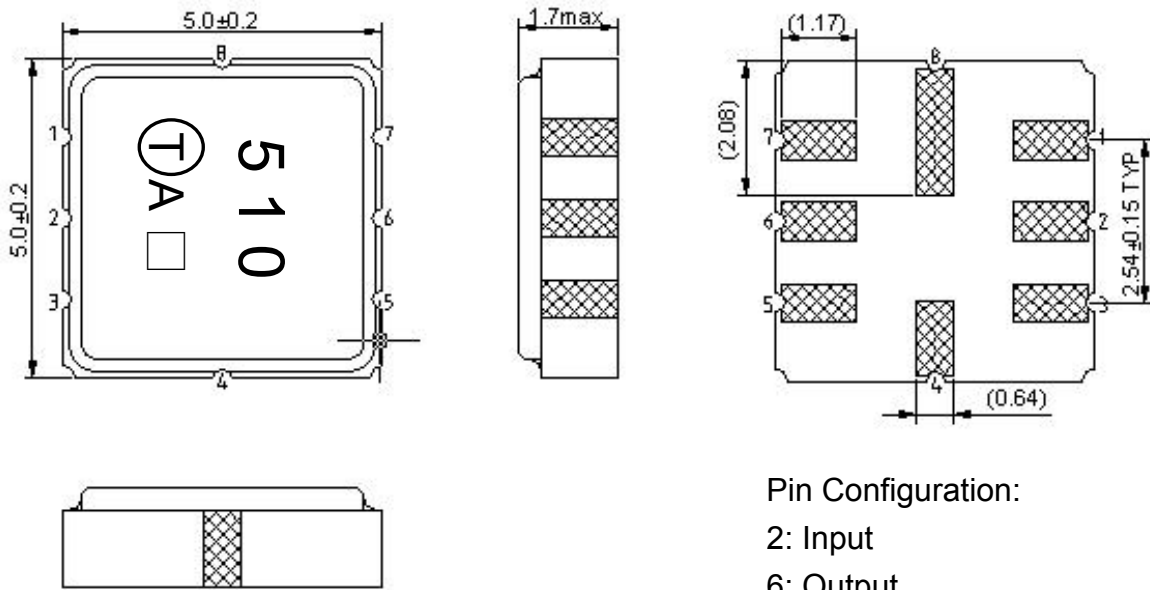
HP Network analyzer



C. FREQUENCY CHARACTERISTICS::



D.OUTLINE DRAWING:



Pin Configuration:

2: Input

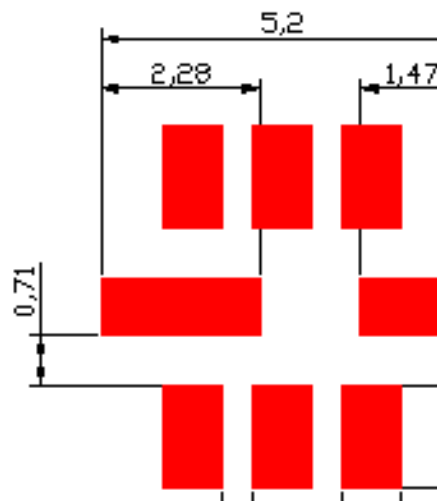
6: Output

1,3,4,5,7,8: Ground

□ : Date Code

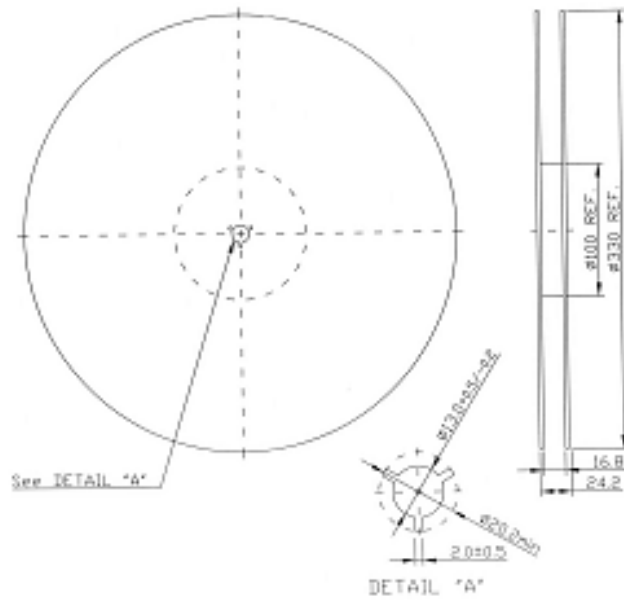
Unit: mm

E. PCB FOOTPRINT:

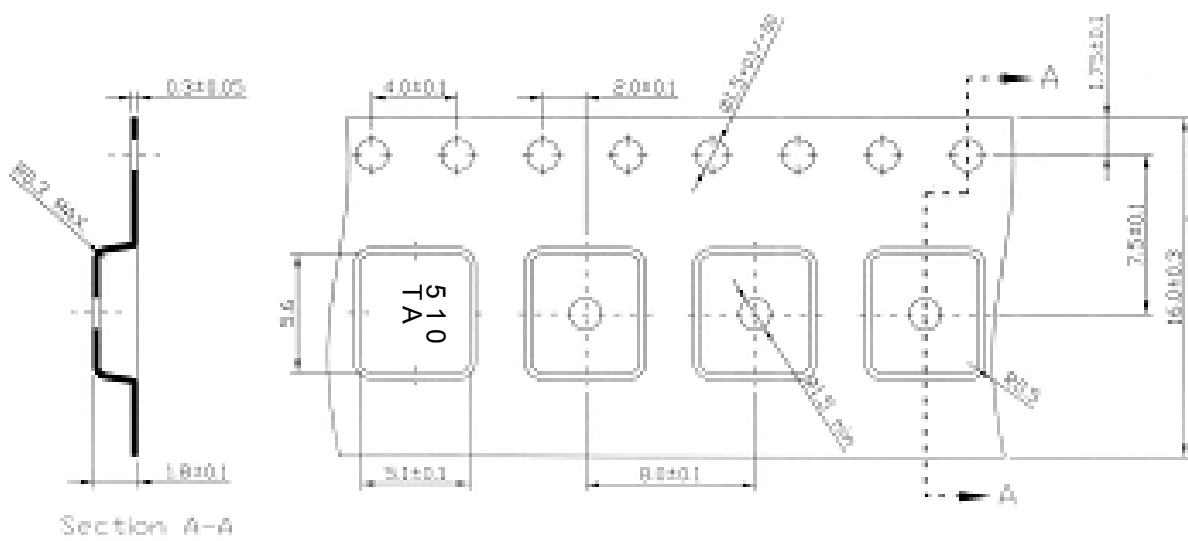


F. PACKING:

1. REEL DIMENSION



2. TAPE DIMENSION



Direction of Feed

