



TAI-SAW TECHNOLOGY CO., LTD.

No. 3, Industrial 2nd Rd., Ping-Chen Industrial District,
Taoyuan, 324, Taiwan, R.O.C.

TEL: 886-3-4690038 FAX: 886-3-4697532

E-mail: tstsales@mail.taisaw.com Web: www.taisaw.com


Product Specification Approval Sheet


Product Name: SAW Filter 180.175 MHz SMD 5X5 mm(BW=6MHz)

TST Parts No.: TA0574B

Customer Parts No.: _____

Customer signature required
Company: _____
Division: _____
Approved by : _____
Date: _____

Checked by: _____ Anne Chen 

Approved by: _____ Bob Chau 

Date: _____ 02, 23, 2016

1. Customer signed back is required before TST can proceed with sample build and receive orders.
2. Orders received without customer signed back will be regarded as agreement on the specifications.
3. Any specifications changes must be approved upon by both parties and a new revision of specifications shall be released to reflect the change



TAI-SAW TECHNOLOGY CO., LTD.

No. 3, Industrial 2nd Rd., Ping-Chen Industrial District,
Taoyuan, 324, Taiwan, R.O.C.

TEL: 886-3-4690038 FAX: 886-3-4697532

E-mail: tstsales@mail.taisaw.com Web: www.taisaw.com

SAW Filter 180.175 MHz

MODEL NO.: TA0574B

REV. NO.: 1

A. MAXIMUM RATING:

1. Input Power Level: 10 dB_m
2. DC voltage: 5 V
3. Operating Temperature: -40°C to +85°C
4. Storage Temperature: -40°C to +85°C

RoHS Compliant
Lead free
Lead-free soldering

Electrostatic Sensitive Device (ESD)

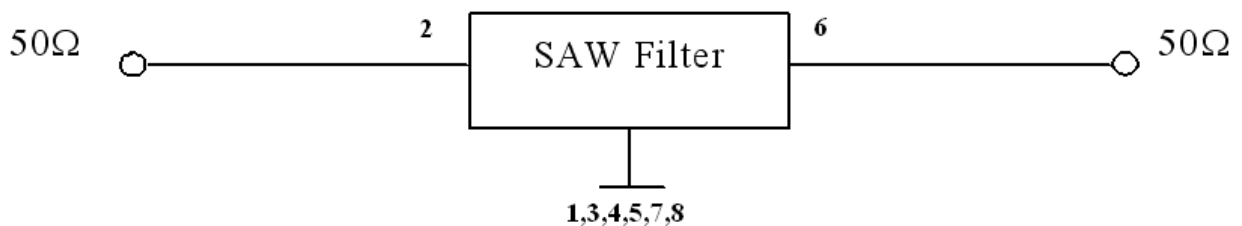
B. ELECTRICAL CHARACTERISTICS:

Item		Specification			
		Unit	Min.	Typ.	Max.
Center Frequency	F _c	MHz	-	180.175	-
Insertion Loss	IL _{min} (reference level)	dB	-	1.55	2.8
Bandwidth	BW _{-3dB}	MHz	6	8.9	-
Absolute Attenuation(reference to IL _{min} dB)					
F _c -50 ~ F _c -30	MHz	dB	42	55	-
F _c -30 ~ F _c -15	MHz	dB	36	52	-
F _c +30 ~ F _c +100	MHz	dB	42	46	-
Source impedance	Z _s	Ω	-	50	-
Load impedance	Z _L	Ω	-	50	-

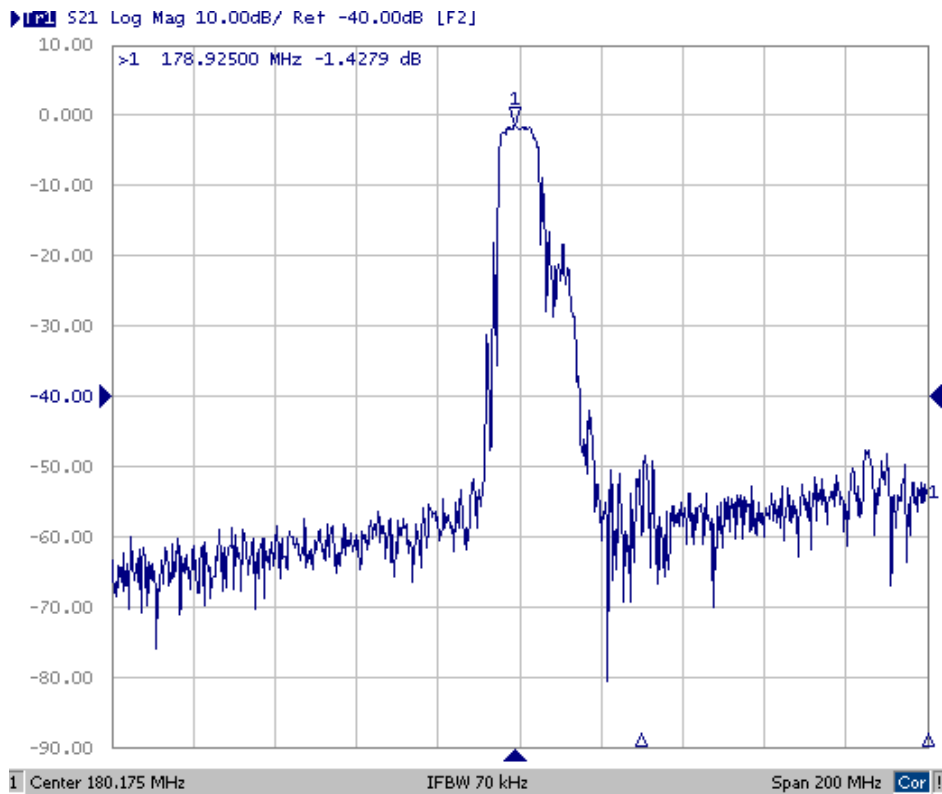
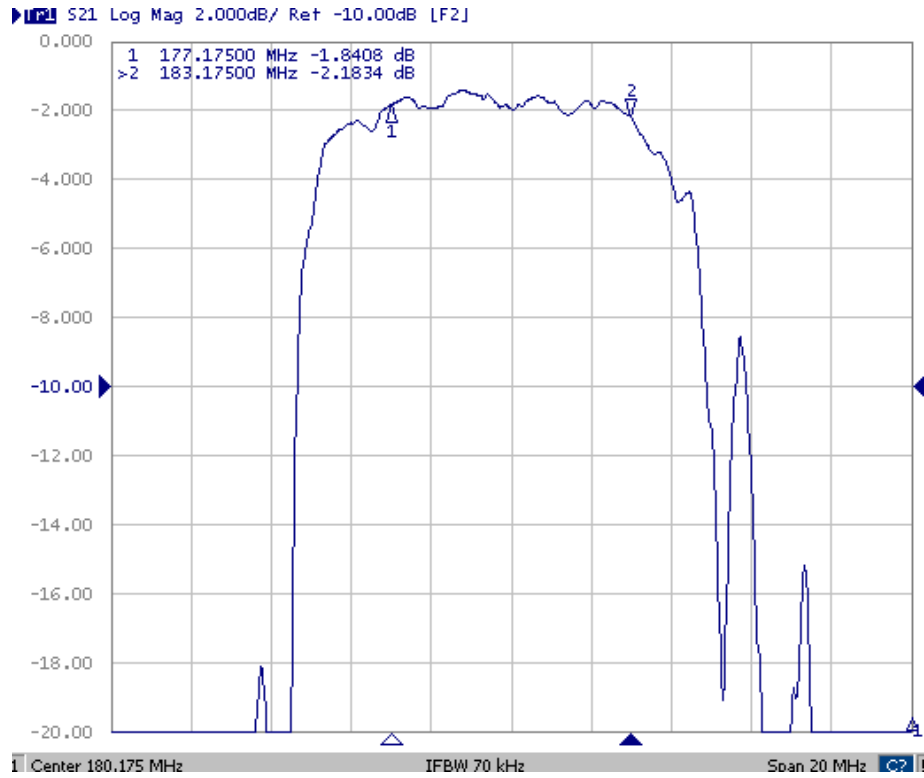
Note: IL_{min} is the minimum of the pass band attenuation. The center frequency F_c is the mean value of the upper and lower frequencies at the 3dB filter attenuation level relative to the IL_{min}.

C. MEASUREMENT CIRCUIT:

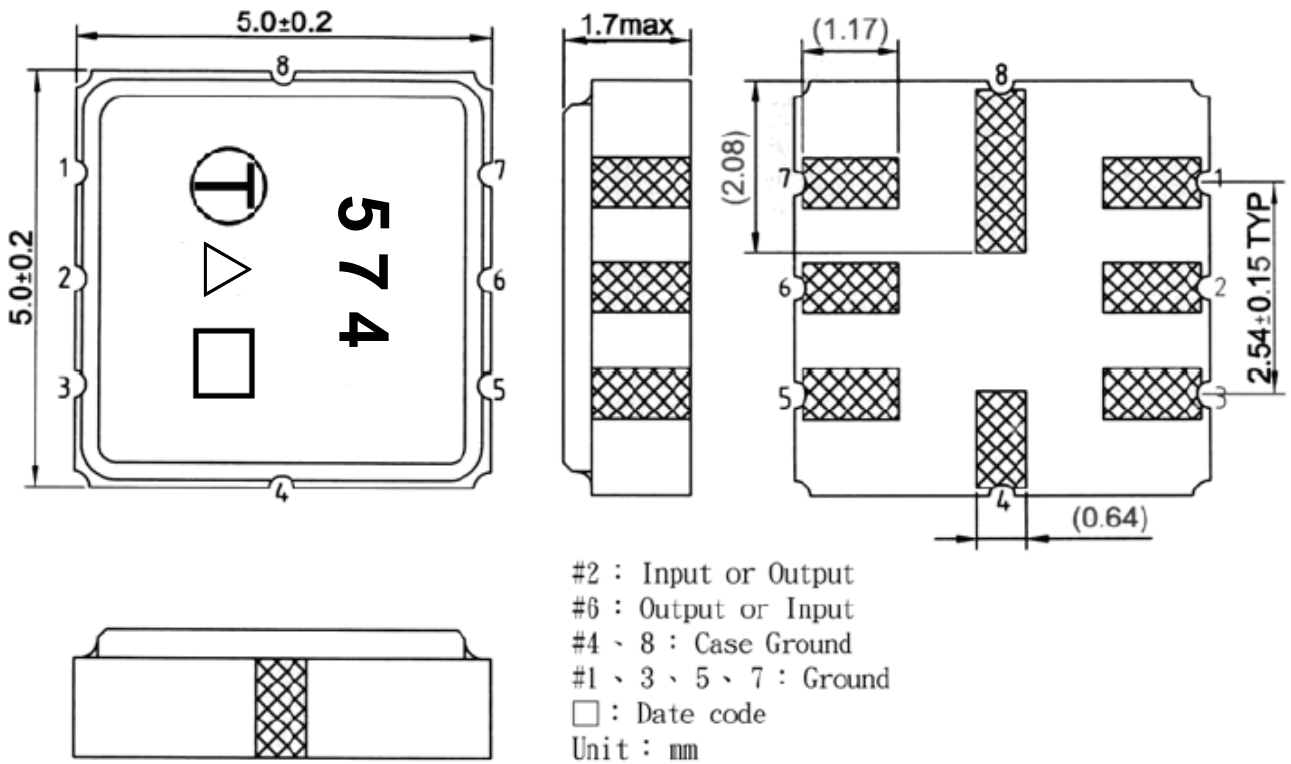
HP Network analyzer



D. Frequency Characteristics :



E.OUTLINE DRAWING:

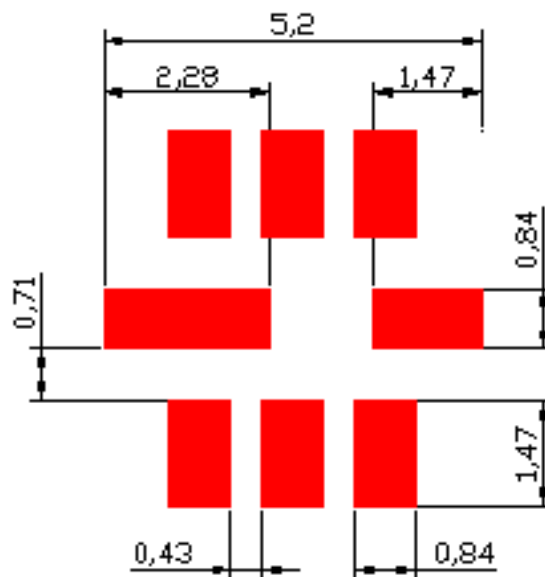


Date code: Provided by planer each year

Product Year Code

Year	2013 2017	2014 2018	2015 2019	2016 2020
Product Code	A	a	<u>A</u>	<u>a</u>

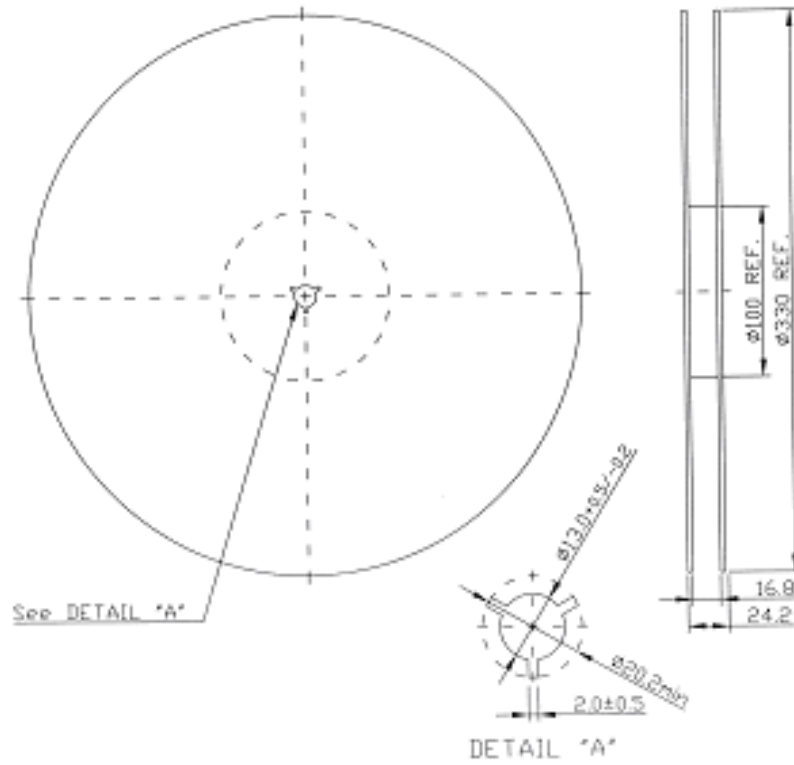
F.PCB FOOTPRINT:



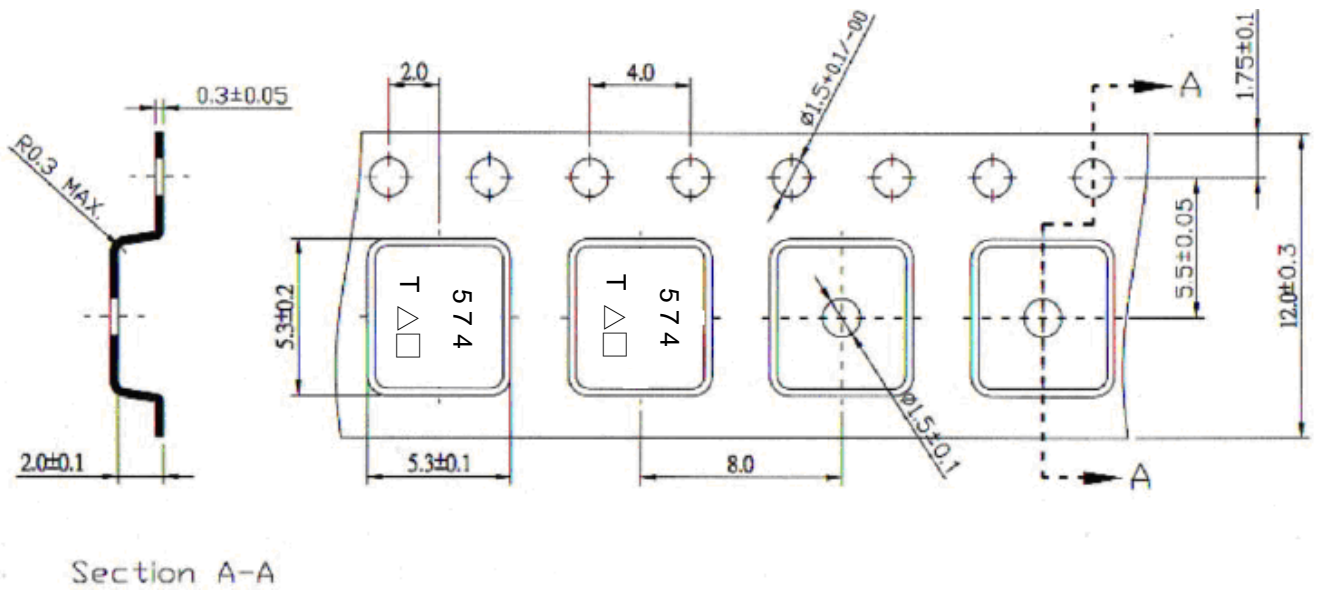
G. PACKING:

1. REEL DIMENSION

(Please refer to FR-75D10 for packing quantity)



2. TAPE DIMENSION



Direction of Feed

H. RECOMMENDED REFLOW PROFILE :

1. Preheating shall be fixed at 150~180°C for 60~90 seconds.
2. Ascending time to preheating temperature 150°C shall be 30 seconds min.
3. Heating shall be fixed at 220°C for 50~80 seconds and at 245~260°C peak (min. 10sec).
4. Time : 2 times.

