



TAI-SAW TECHNOLOGY CO., LTD.

No. 3, Industrial 2nd Rd., Ping-Chen Industrial District,
Taoyuan, 324, Taiwan, R.O.C.

TEL: 886-3-4690038 FAX: 886-3-4697532

E-mail: tstsales@mail.taisaw.com Web: www.taisaw.com

Approval Sheet For Product Specification

Issued Date:

Product Name: SAW Filter 188.175 MHz SMD 5X5 mm

TST Parts No.: TA0575A

Customer Parts No.: _____

Company: _____
Division: _____
Approved by : _____
Date: _____

Checked by: _____ Asin Lin

Approval by: _____ Francis Chen

Date: _____ 2006/5/12



TAI-SAW TECHNOLOGY CO., LTD.

No. 3, Industrial 2nd Rd., Ping-Chen Industrial District,
Taoyuan, 324, Taiwan, R.O.C.

TEL: 886-3-4690038 FAX: 886-3-4697532

E-mail: tstsales@mail.taisaw.com Web: www.taisaw.com

SAW Filter 188.175 MHz

MODEL NO.: TA0575A

REV. NO.: 1

A. MAXIMUM RATING:

1. Input Power Level: 10 dB_m
2. DC voltage: 5 V
3. Operating Temperature: -25°C to +85°C
4. Storage Temperature: -40°C to +85°C

RoHS Compliant
Lead free
Lead-free soldering

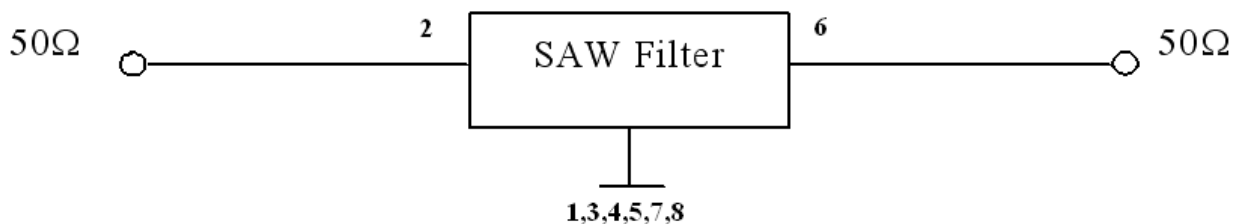
B. ELECTRICAL CHARACTERISTICS:

Item		Specification			
		Unit	Min.	Typ.	Max.
Center Frequency	F _c	MHz	-	188.175	-
Insertion Loss	IL _{min} (reference level)	dB	-	1.62	2.8
Bandwidth	BW _{-3dB}	MHz	6	8.9	-
Absolute Attenuation(reference to IL _{min} dB)					
F _c -50 ~ F _c -30	MHz	dB	42	55	-
F _c -30 ~ F _c -15	MHz	dB	36	52	-
F _c +30 ~ F _c +100	MHz	dB	42	46	-
Source impedance	Z _s	Ω	-	50	-
Load impedance	Z _L	Ω	-	50	-

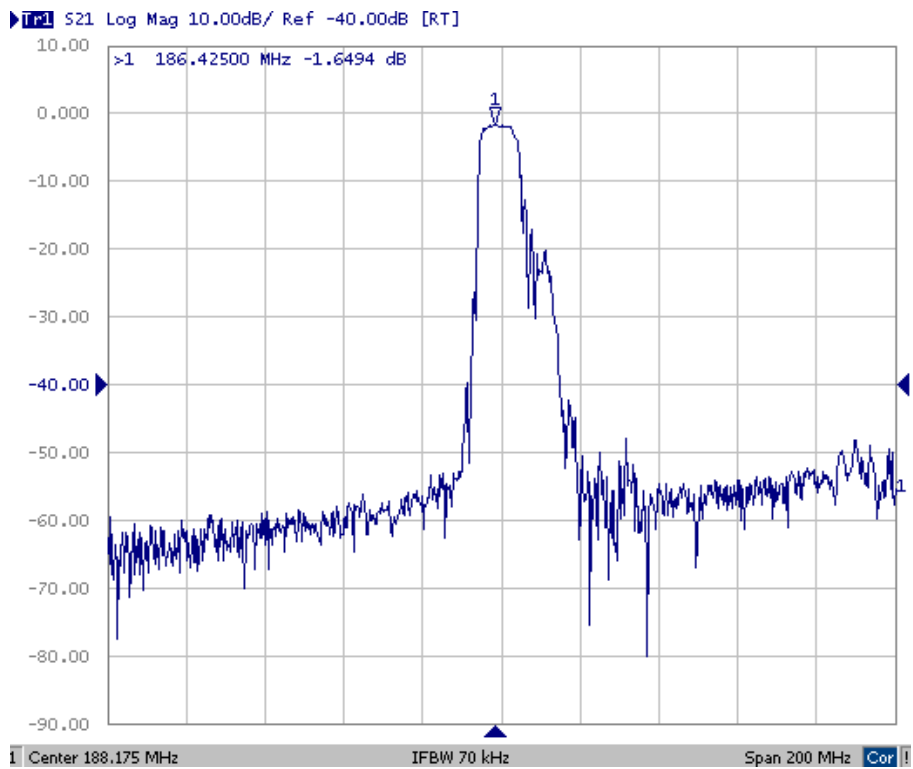
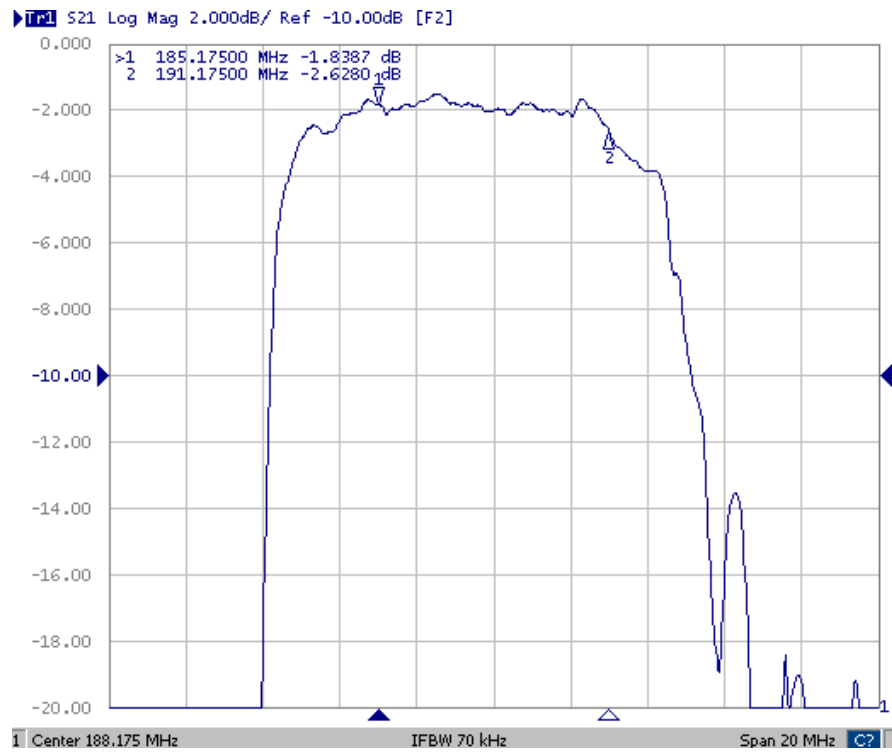
Note: IL_{min} is the minimum of the pass band attenuation. The center frequency F_c is the mean value of the upper and lower frequencies at the 3dB filter attenuation level relative to the IL_{min}.

C. MEASUREMENT CIRCUIT:

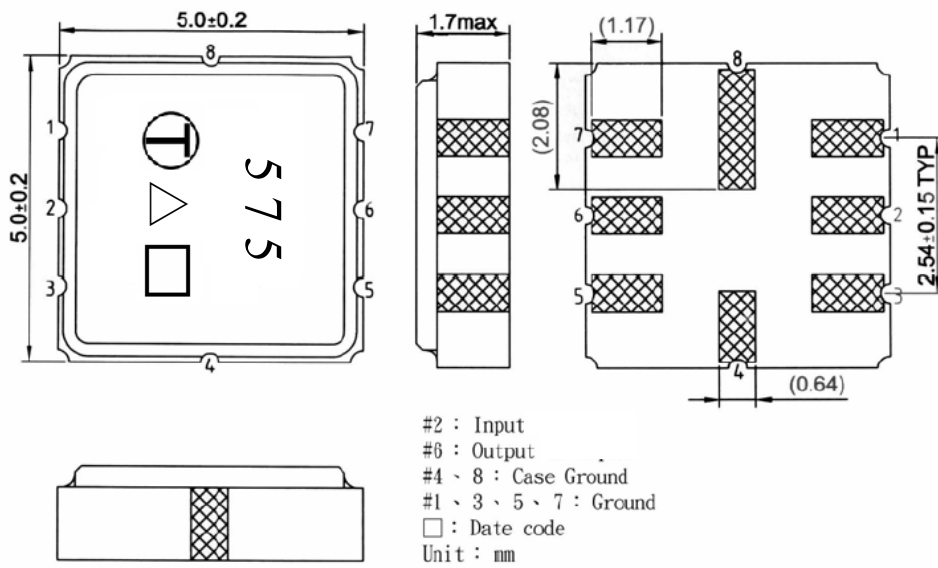
HP Network analyzer



D. Frequency Characteristics :



E.OUTLINE DRAWING:

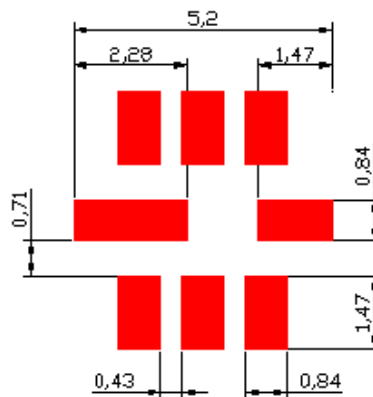


#2 : Input
 #6 : Output
 #4、8 : Case Ground
 #1、3、5、7 : Ground
 □ : Date code
 Unit : mm

- Date code: Provided by planer each year
- △ Product Year Code

Year	2005 2009	2006 2010	2007 2011	2008 2012
Product Code	A	a	<u>A</u>	<u>a</u>

F.PCB FOOTPRINT:

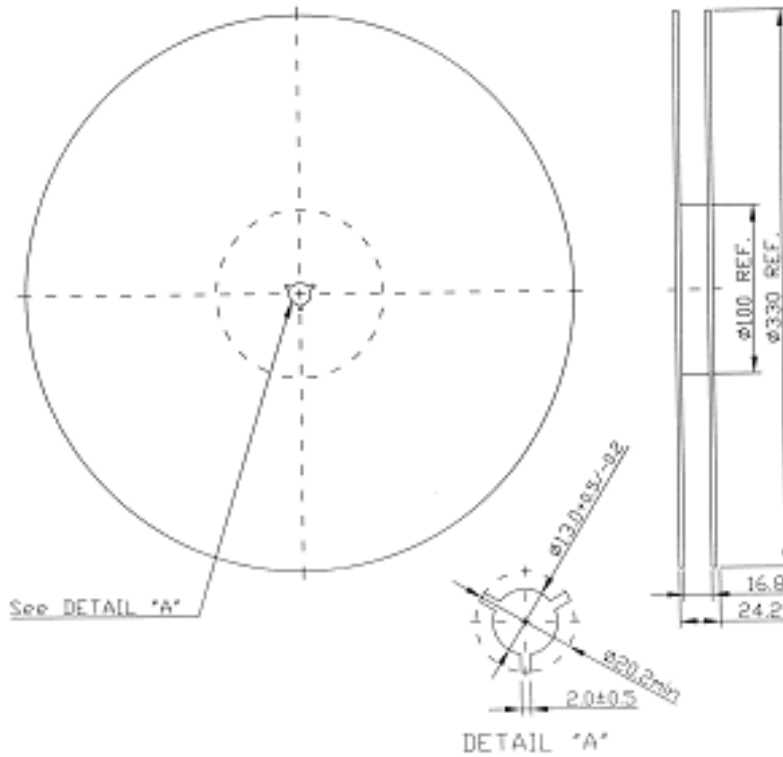


G. PACKING:

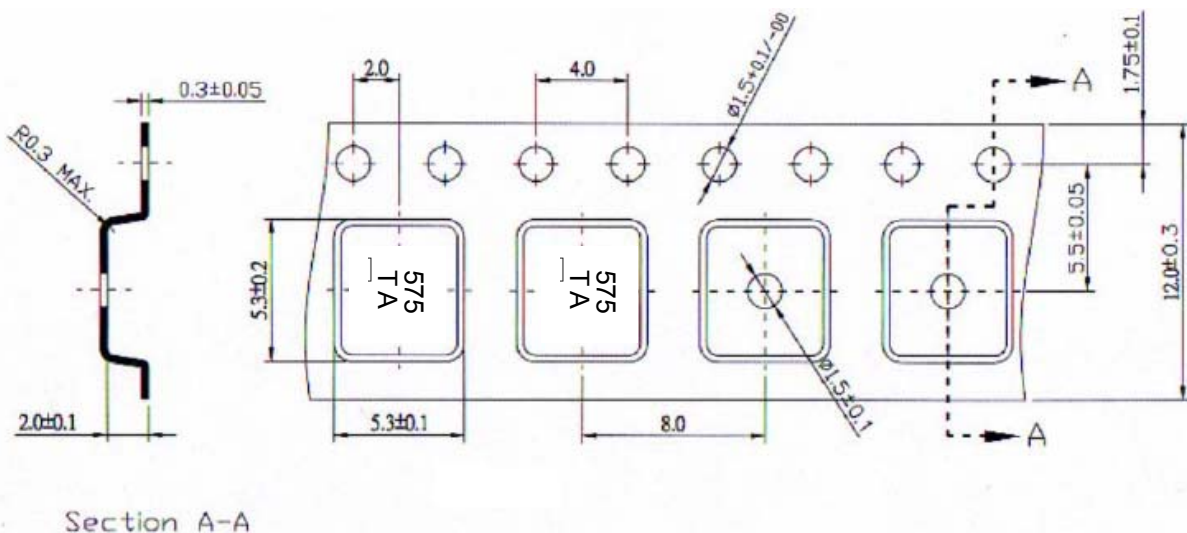
1. REEL DIMENSION

7"=1000

13"=3000



2. TAPE DIMENSION



Direction of Feed

H.RECOMMENDED REFLOW PROFILE:

