



# TAI-SAW TECHNOLOGY CO., LTD.

No. 3, Industrial 2nd Rd., Ping-Chen Industrial District,  
Taoyuan, 324, Taiwan, R.O.C.

TEL: 886-3-4690038 FAX: 886-3-4697532

E-mail: [tstsales@mail.taisaw.com](mailto:tstsales@mail.taisaw.com) Web: [www.taisaw.com](http://www.taisaw.com)


## Product Specifications Approval Sheet


Product Description: SAW Filter 1489 MHz SMD 3.0X3.0 mm

TST Part No.: TA1047A

Customer Part No.: \_\_\_\_\_

Customer signature required
Company: _____
Division: _____
Approved by : _____
Date: _____

Checked by: \_\_\_\_\_ Bob Chau 

Approved by: \_\_\_\_\_ Francis Chen 

Date: \_\_\_\_\_ 6, 23, 2009

1. Customer signed back is required before TST can proceed with sample build and receive orders.
2. Orders received without customer signed back will be regarded as agreement on the specifications.
3. Any specifications changes must be approved upon by both parties and a new revision of specifications shall be released to reflect the changes.



# TAI-SAW TECHNOLOGY CO., LTD.

No. 3, Industrial 2nd Rd., Ping-Chen Industrial District,  
Taoyuan, 324, Taiwan, R.O.C.

TEL: 886-3-4690038 FAX: 886-3-4697532

E-mail: [tstsales@mail.taisaw.com](mailto:tstsales@mail.taisaw.com) Web: [www.taisaw.com](http://www.taisaw.com)

## SAW Filter 1489 MHz

MODEL NO.:TA1047A

REV. NO.:1

### A. MAXIMUM RATING:

1. Input Power Level: +10 dBm
2. DC Voltage : 3V
3. Operating Temperature: 0°C to +50°C
4. Storage Temperature: -40°C to +85°C

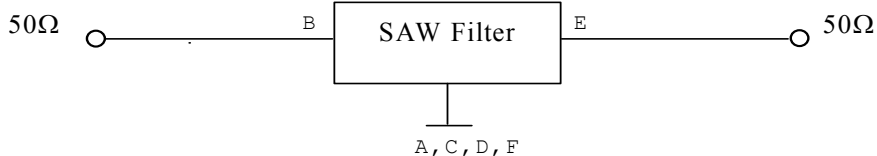
RoHS Compliant  
Lead free  
Lead-free soldering

### B. ELECTRICAL CHARACTERISTICS:

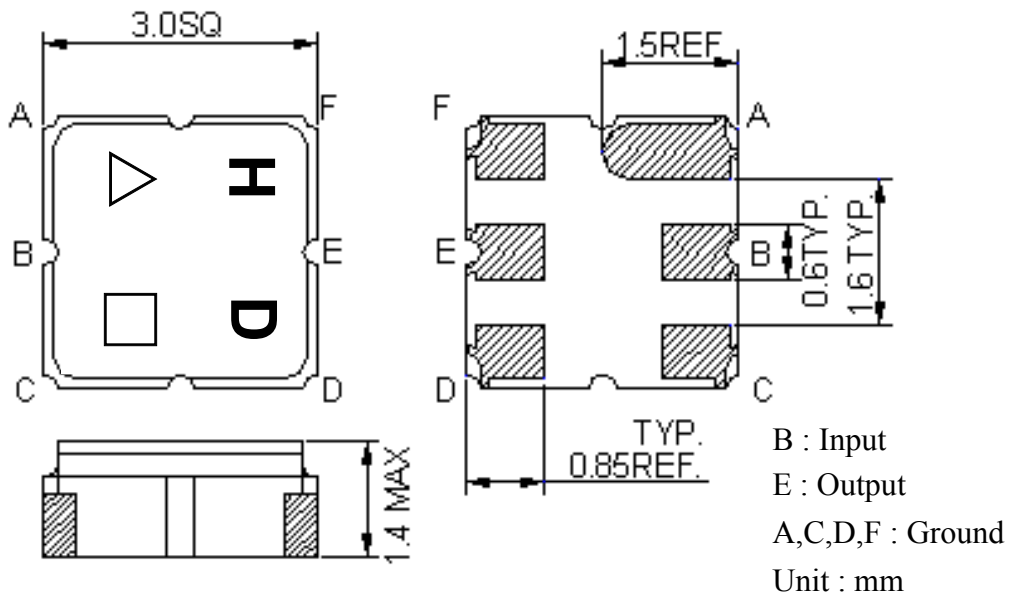
Item	Unit	Min.	Type.	Max.	Note
<b>Center Frequency</b> Fc	MHz	-	1489	-	-
<b>Insertion Loss</b> (1486.5~1491.5 MHz) IL	dB	-	2.75	4	-
<b>Insertion Loss at Center Frequency</b> ILc	dB	-	2.7	3.4	-
<b>Amplitude Ripple</b> (1486.5~1491.5 MHz)	dB	-	0.1	1	-
<b>Bandwidth @ -1 dB</b>	MHz	5	39	-	-
<b>VSWR</b> (1486.5~1491.5 MHz)		-	1.5	2	-
<b>Attenuation</b> (Reference level from 0 dB)					
DC ~ 100 MHz	dB	60	80	-	-
100 ~ 1395 MHz	dB	40	46	-	-
1395 ~ 1401 MHz	dB	30	46	-	-
1577 ~ 1583 MHz	dB	30	49	-	-
2884 ~ 3072 MHz	dB	40	42	-	-
4373 ~ 4561 MHz	dB	6	14	-	-

### C. MEASUREMENT CIRCUIT:

HP Network analyzer



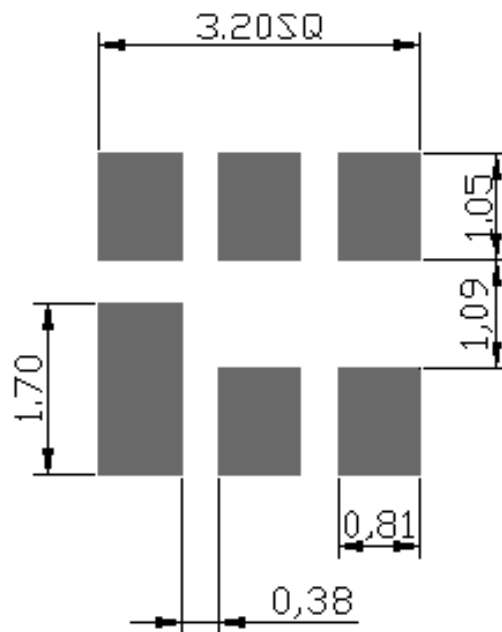
**D.OUTLINE DRAWING:**



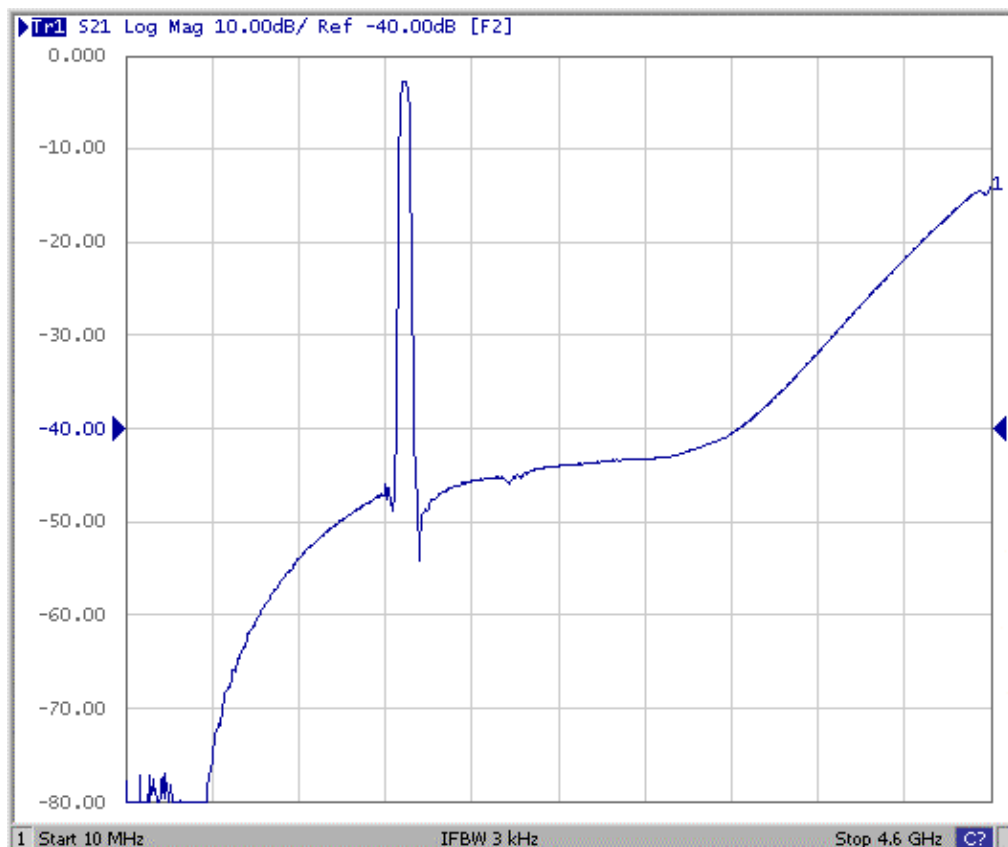
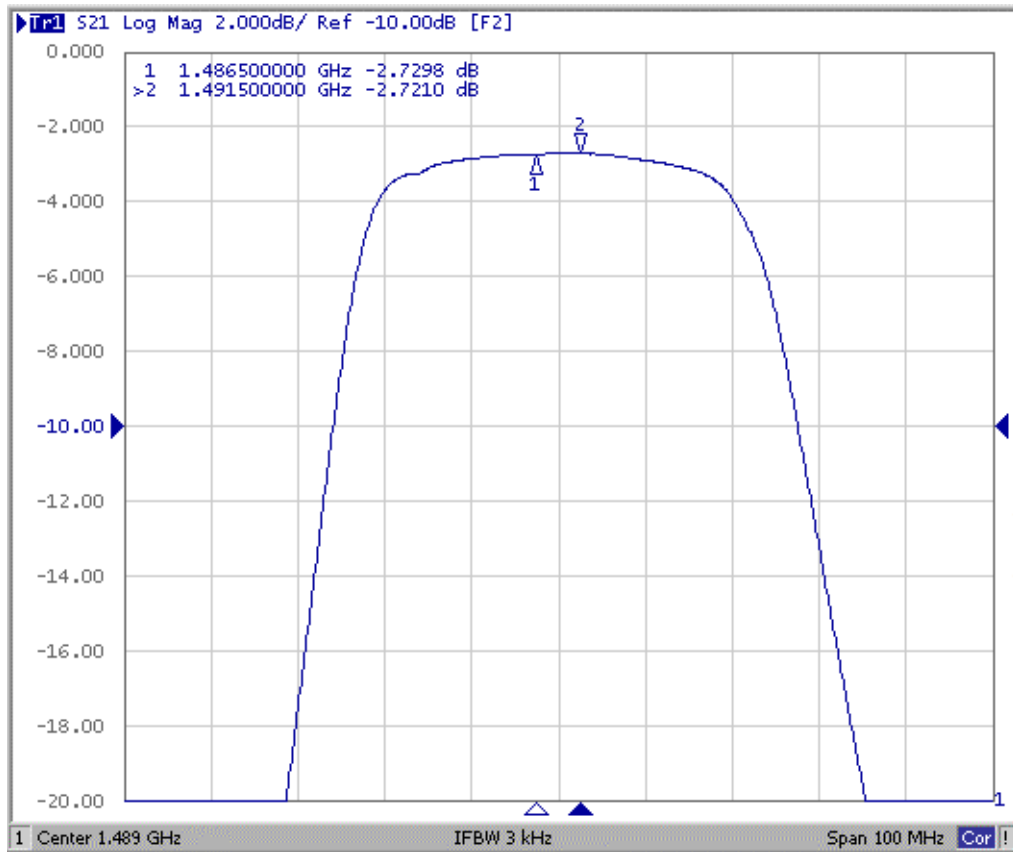
△ : Year Code (2006->6, ..., 2009->9)

□ : Date Code (W01->A, W02->B, ..., W27->a, ..., W52->z)

**E. PCB Footprint:**

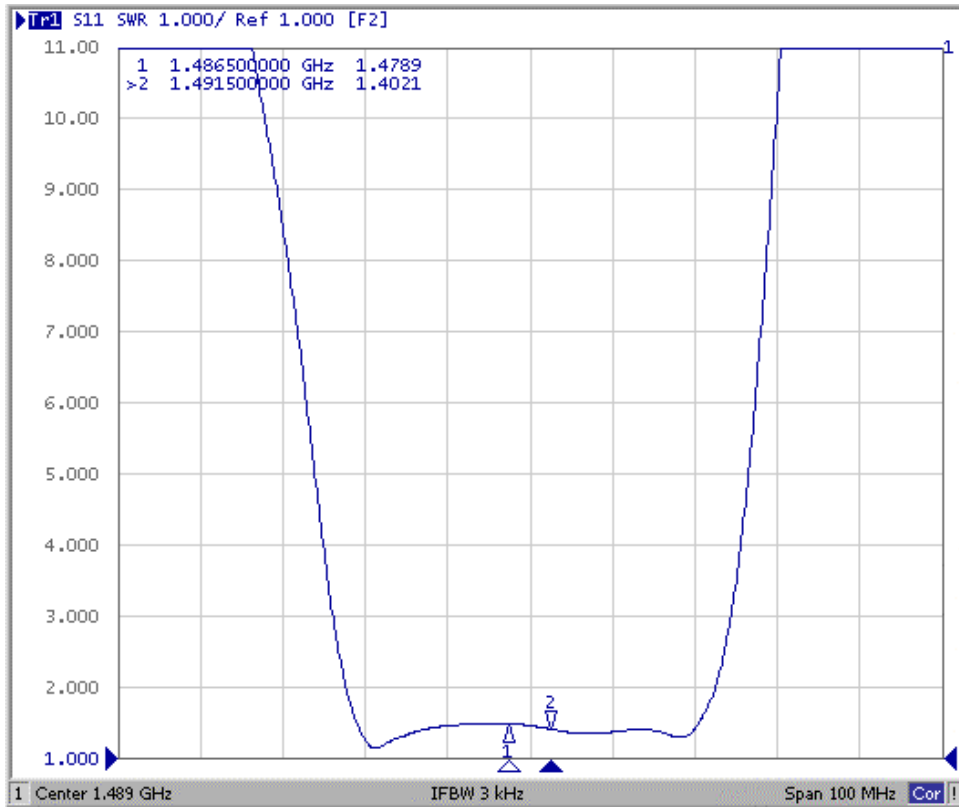


## F. Frequency Characteristics :

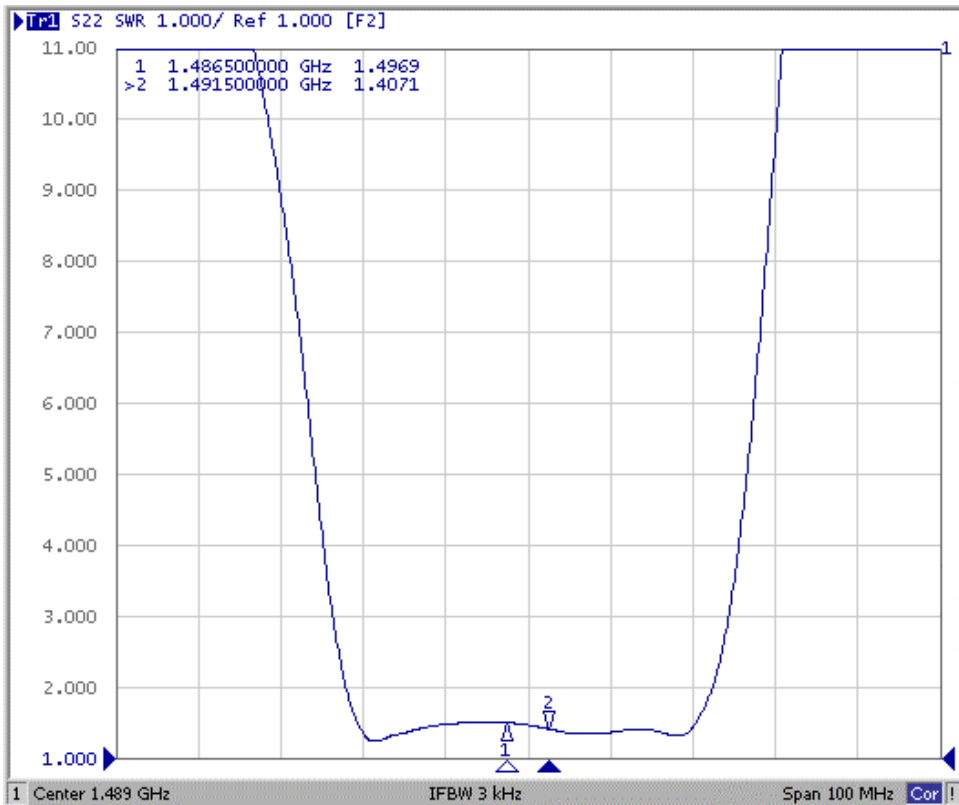


Reflection Functions :

S11



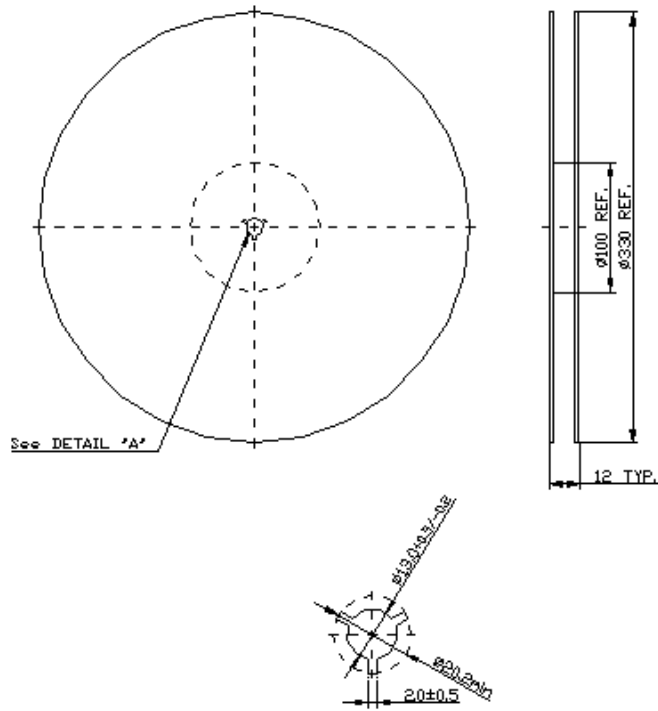
S22



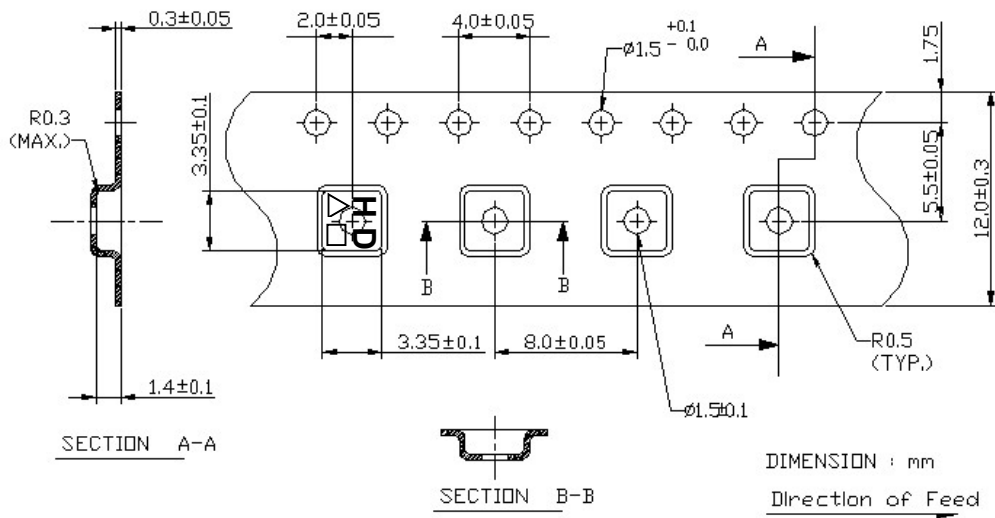
**G. PACKING:**

**1. REEL DIMENSION**

(Reel Count : 7''=1000 ; 13''=3000 )



**2.TAPE DIMENSION**



**H. RECOMMENDED REFLOW PROFILE :**

