



TAI-SAW TECHNOLOGY CO., LTD.

No. 3, Industrial 2nd Rd., Ping-Chen Industrial District,
Taoyuan, 324, Taiwan, R.O.C.

TEL: 886-3-4690038 FAX: 886-3-4697532

E-mail: tstsales@mail.taisaw.com Web: www.taisaw.com

Product Specifications Approval Sheet

Product Description: SAW Filter 137.5 MHz SMD 7.0X5.0 mm

TST Part No.: TA1581A

Customer Part No.: _____

Customer signature required
Company: _____
Division: _____
Approved by : _____
Date: _____

Checked by: _____ Bob Chau 

Approved by: _____ Francis Chen 

Date: _____ 2, 20, 2013

1. Customer signed back is required before TST can proceed with sample build and receive orders.
2. Orders received without customer signed back will be regarded as agreement on the specifications.
3. Any specifications changes must be approved upon by both parties and a new revision of specifications shall be released to reflect the changes.



TAI-SAW TECHNOLOGY CO., LTD.

No. 3, Industrial 2nd Rd., Ping-Chen Industrial District,
Taoyuan, 324, Taiwan, R.O.C.

TEL: 886-3-4690038 FAX: 886-3-4697532

E-mail: tstsales@mail.taisaw.com Web: www.taisaw.com

SAW Filter 137.5 MHz

MODEL NO.:TA1581A

REV. NO.:1

A. MAXIMUM RATING:

1. Input Power Level: 10 dBm
2. DC Voltage : 10V
3. Operating Temperature: -40°C to +85°C
4. Storage Temperature: -40°C to +85°C

RoHS Compliant
Lead free
Lead-free soldering

Electrostatic Sensitive Device (ESD)

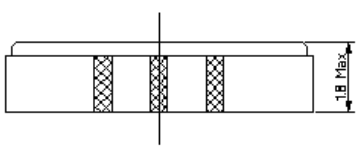
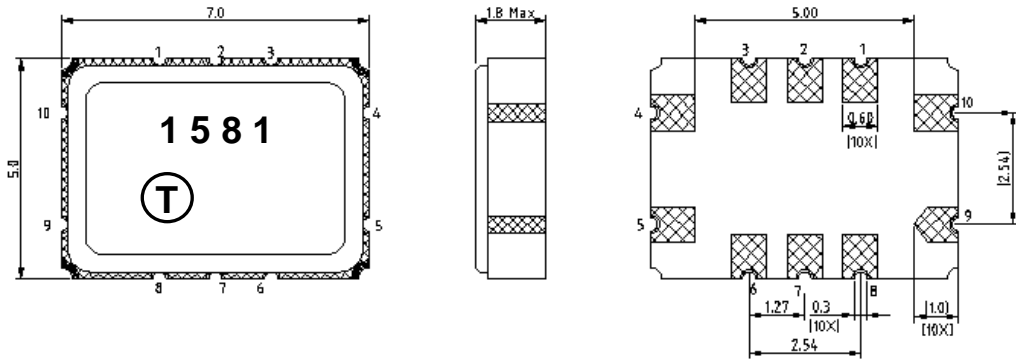
B. ELECTRICAL CHARACTERISTICS: (Operating temperature : 25)

Terminating source impedance (single ended) : $Z_s = 50$

Terminating load impedance (single ended) : $Z_L = 50$

Item	Unit	Min.	Typ.	Max.	Note
Center frequency Fc	MHz	-	137.5	-	-
Insertion Loss (@ 137.5MHz) IL	dB	-	1.5	3.5	-
Passband Ripple (137~138MHz)	dB	-	0.4	1.5	-
2dB Bandwidth BW₂	MHz	1.4	2.5	-	-
3dB Bandwidth BW₃	MHz	1.8	2.6	-	-
20dB Bandwidth BW₂₀	MHz	-	4.5	6	-
Attenuation (reference level from 0 dB)					
129 MHz	dB	42	70	-	-
134 MHz	dB	30	34	-	-
141 MHz	dB	20	23	-	-
146 MHz	dB	30	40	-	-
Temperature Coefficient of Frequency	ppm/	-	-36	-	-

C. OUTLINE DRAWING:



Pin configuration

- #9 Input
- #4 Output
- #10 Input ground
- #5 Output ground
- #1,2,3,6,7,8 To be grounded
- : Year code
- : Date code (Follow the table from planner each year)

Product Year Code

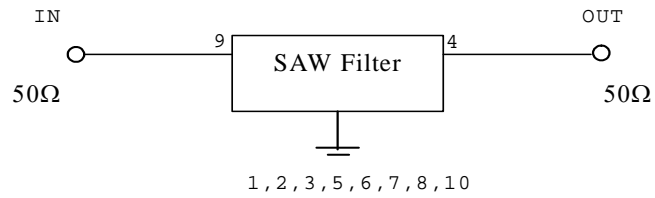
Year	2009 2013	2010 2014	2011 2015	2012 2016
Product Code	A	a	Ⓐ	ⓐ

Date Code Table

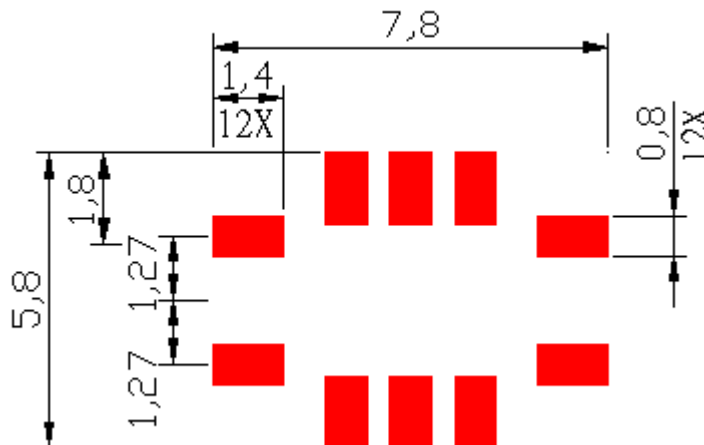
WK01	WK02	WK03	WK04	WK05	WK06	WK07	WK08	WK09	WK10	WK11	WK12	WK13
A	B	C	D	E	F	G	H	I	J	K	L	M
WK14	WK15	WK16	WK17	WK18	WK19	WK20	WK21	WK22	WK23	WK24	WK25	WK26
N	O	P	Q	R	S	T	U	V	W	X	Y	Z
WK27	WK28	WK29	WK30	WK31	WK32	WK33	WK34	WK35	WK36	WK37	WK38	WK39
a	b	c	d	e	f	g	h	i	j	k	l	m
WK40	WK41	WK42	WK43	WK44	WK45	WK46	WK47	WK48	WK49	WK50	WK51	WK52
n	o	p	q	r	s	t	u	v	w	x	y	z

D. MEASUREMENT CIRCUIT :

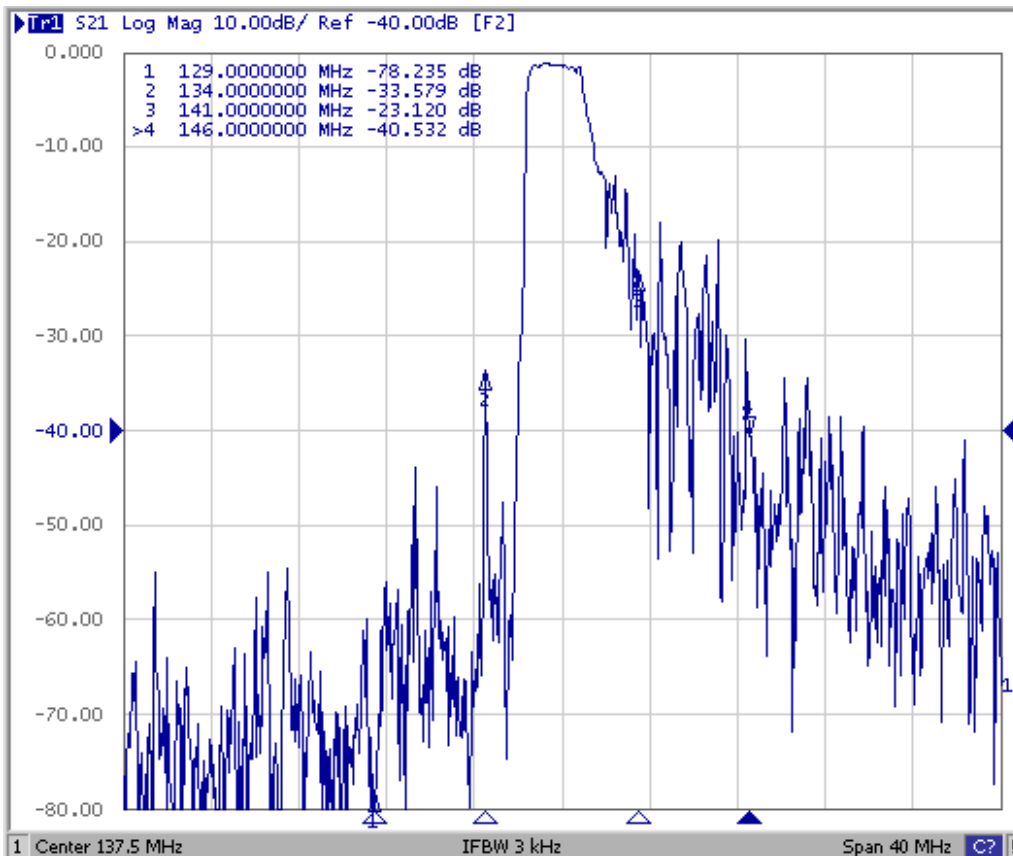
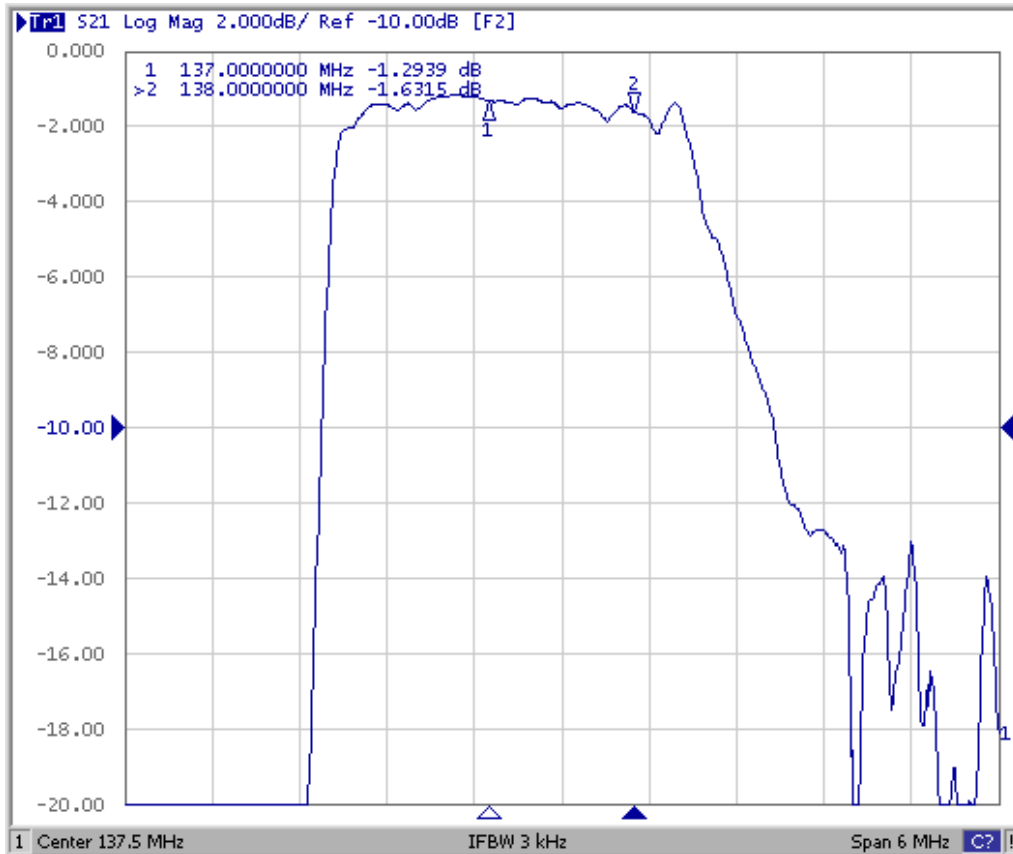
HP Network analyzer



E. PCB Footprint :

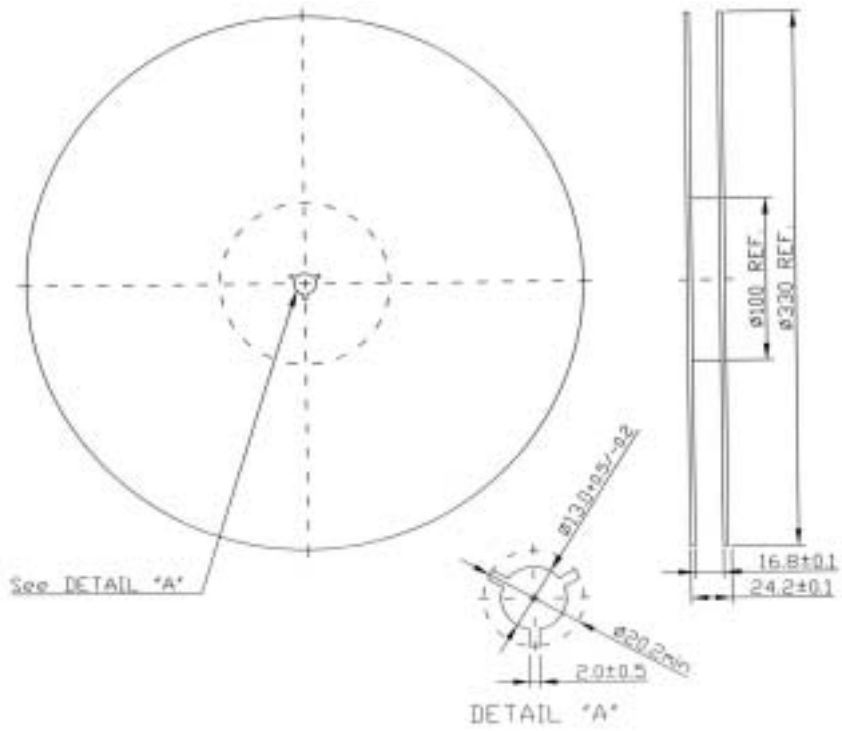


F. Frequency Characteristics :

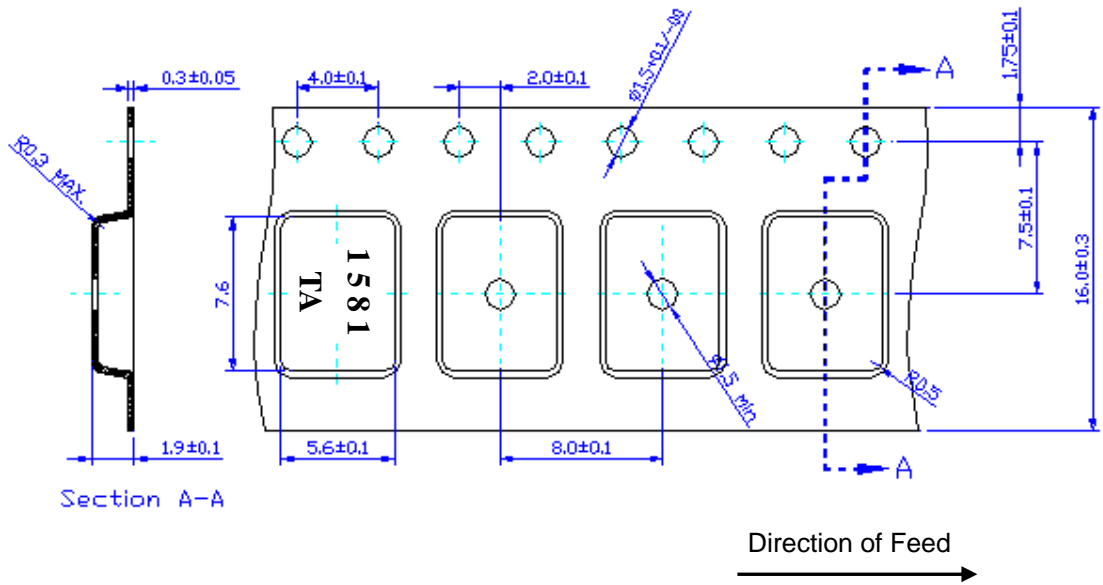


G. PACKING:

1. REEL DIMENSION



2. TAPE DIMENSION



H. RECOMMENDED REFLOW PROFILE :

1. Preheating shall be fixed at 150~180 for 60~90 seconds.
2. Ascending time to preheating temperature 150 shall be 30 seconds min.
3. Heating shall be fixed at 220 for 50~80 seconds and at 245~260 peak (min. 10sec).
4. Time : 2 times.

