



TAI-SAW TECHNOLOGY CO., LTD.

No. 3, Industrial 2nd Rd., Ping-Chen Industrial District,
Taoyuan, 324, Taiwan, R.O.C.

TEL: 886-3-4690038 FAX: 886-3-4697532

E-mail: tstsales@mail.taisaw.com Web: www.taisaw.com

Approval Sheet For Product Specification

Issued Date:

Product Name: SAW Filter 171MHz

TST Parts No.: TA171E1

Customer Parts No.: _____

Company: _____
Division: _____
Approved by : _____
Date: _____

Checked by: _____ YJ Tien

Approval by: _____ Francis Chen

Date: _____ 2,19,2003



TAI-SAW TECHNOLOGY CO., LTD.

No. 3, Industrial 2nd Rd., Ping-Chen Industrial District,
Taoyuan, 324, Taiwan, R.O.C.

TEL: 886-3-4690038 FAX: 886-3-4697532

E-mail: tstsales@mail.taisaw.com Web: www.taisaw.com

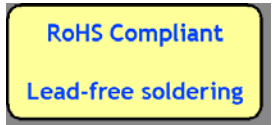
SAW Filter 171 MHz

MODEL NO.: TA171E1

REV. NO.:2

A. MAXIMUM RATING:

1. Input Power Level: 0 dB_m
2. DC voltage: 10 V
3. Operating Temperature: -10°C to +50°C
4. Storage Temperature: -40°C to +85°C

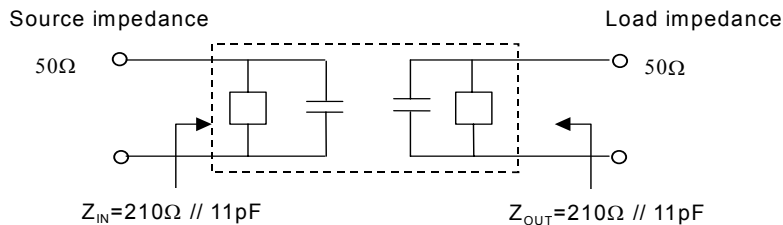


B. ELECTRICAL CHARACTERISTICS:

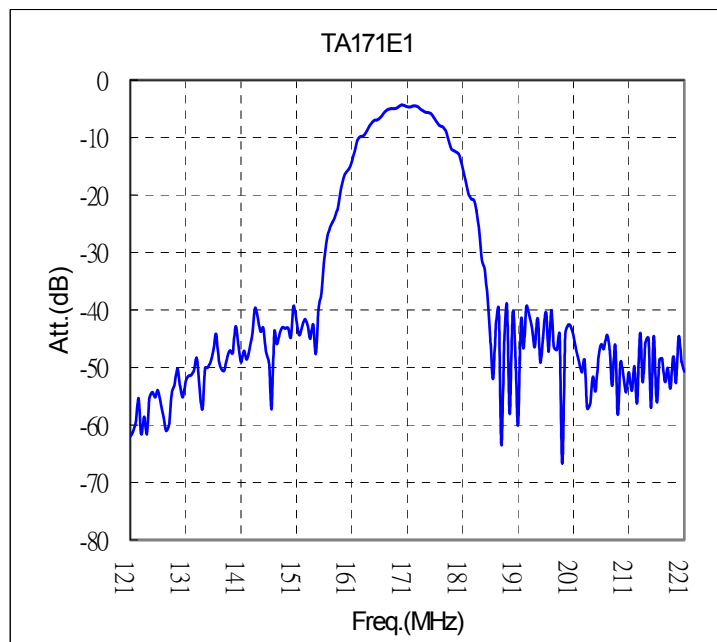
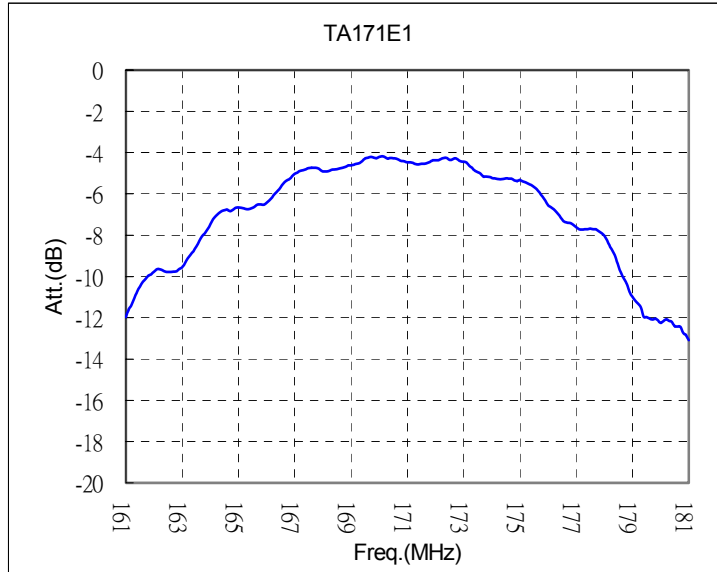
Characteristics	Units	Minimum	Typical	Maximum
Center frequency F_c (MHz)	MHz		171	
I.L. ($F_c \pm 4$ MHz) (dB)	dB			6.5
Attenuation:(Reference level from 0 dB)				
$F_c - 100$ MHz to -38.8 MHz (dB)	dB	50		
$F_c + 38.8$ MHz to $+ 100$ MHz (dB)	dB	42		
Impedance at F_c ; Input		210 Ω // 11 pF		
Output		210 Ω // 11 pF		

Note1. The standard definitions is in JIS C 6703

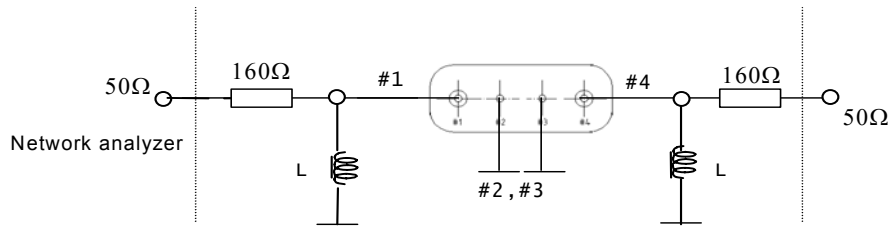
Note2.



C. FREQUENCY CHARACTERISTICS:



D. MEASUREMENT CIRCUIT:



0 dB Level



E. OUTLINE DRAWING:

