



# TAI-SAW TECHNOLOGY CO., LTD.

No. 3, Industrial 2nd Rd., Ping-Chen Industrial District,  
Taoyuan, 324, Taiwan, R.O.C.

TEL: 886-3-4690038 FAX: 886-3-4697532

E-mail: [tstsales@mail.taisaw.com](mailto:tstsales@mail.taisaw.com) Web: [www.taisaw.com](http://www.taisaw.com)


## Product Specifications Approval Sheet


Product Description: SAW Filter 265MHz SMD 5.0X7.0 mm (BW=8MHz)

TST Part No.: TA1956A

Customer Part No.: \_\_\_\_\_

Customer signature required
Company: _____
Division: _____
Approved by : _____
Date: _____

Checked by: \_\_\_\_\_ Anne Chen 

Approved by: \_\_\_\_\_ Bob Chau 

Date: \_\_\_\_\_ 01, 04, 2016

1. Customer signed back is required before TST can proceed with sample build and receive orders.
2. Orders received without customer signed back will be regarded as agreement on the specifications.
3. Any specifications changes must be approved upon by both parties and a new revision of specifications shall be released to reflect the change



# TAI-SAW TECHNOLOGY CO., LTD.

No. 3, Industrial 2nd Rd., Ping-Chen Industrial District,  
Taoyuan, 324, Taiwan, R.O.C.

TEL: 886-3-4690038 FAX: 886-3-4697532

E-mail: [tstsales@mail.taisaw.com](mailto:tstsales@mail.taisaw.com) Web: [www.taisaw.com](http://www.taisaw.com)

## SAW Filter 265 MHz

MODEL NO.: TA1956A

REV. NO.:1

### A. MAXIMUM RATING:

1. Input Power Level: 10 dB<sub>m</sub>
2. DC voltage: 5 V
3. Operating Temperature: : -30°C to +85°C
4. Storage Temperature: -55°C to +85°C

RoHS Compliant  
Lead free  
Lead-free soldering

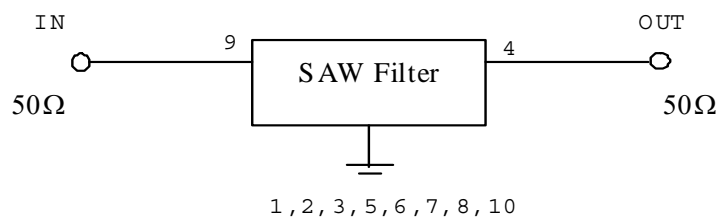
Electrostatic Sensitive Device (ESD)

### B. ELECTRICAL CHARACTERISTICS:

Item	Unit	Min.	Type.	Max.
Center frequency, Fc	MHz	-	265	-
Insertion Loss (261~269 MHz)	dB	-	2.4	4
Ripple (261~269 MHz)	dB	-	1.8	2.2
Absolute Attenuation:(Reference level from 0dB)				
0.3 ~ 250 MHz	dB	33	36	-
290 ~ 350 MHz	dB	35	42	-
350 ~ 650 MHz	dB	25	28	-
Source impedance Z <sub>s</sub>	Ω	-	50	-
Load impedance Z <sub>L</sub>	Ω	-	50	-

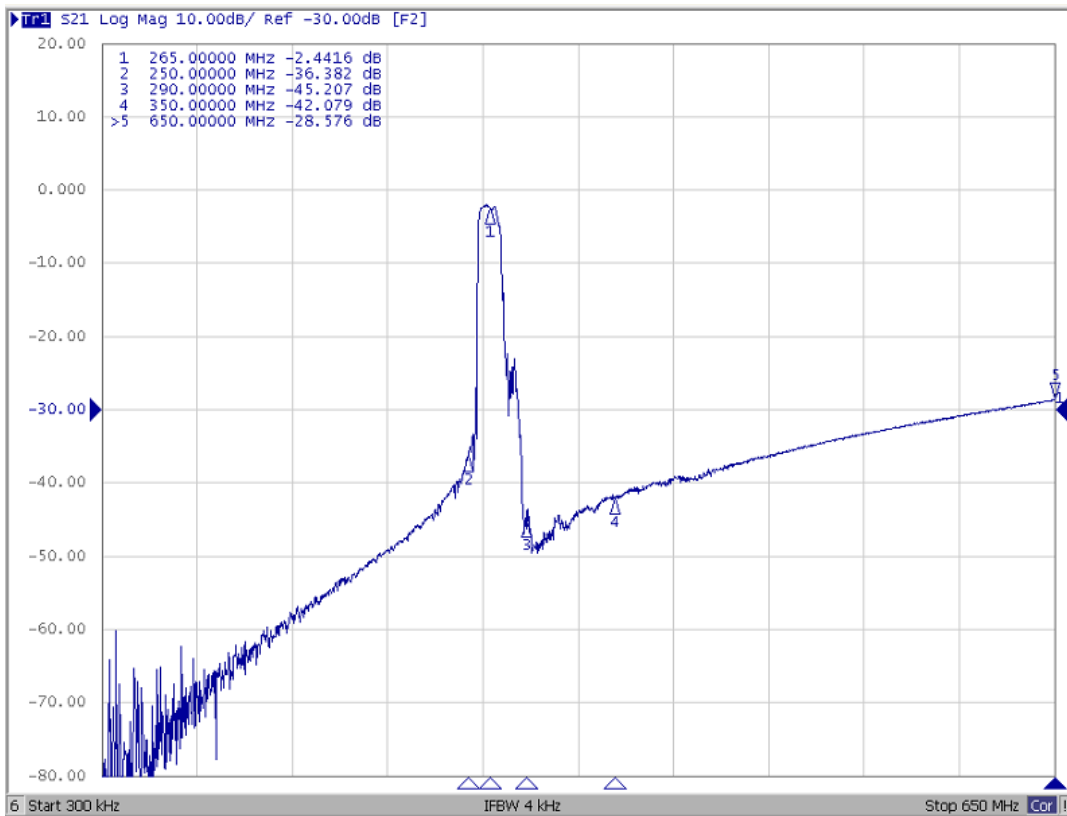
### C. MEASUREMENT CIRCUIT:

HP Network analyzer

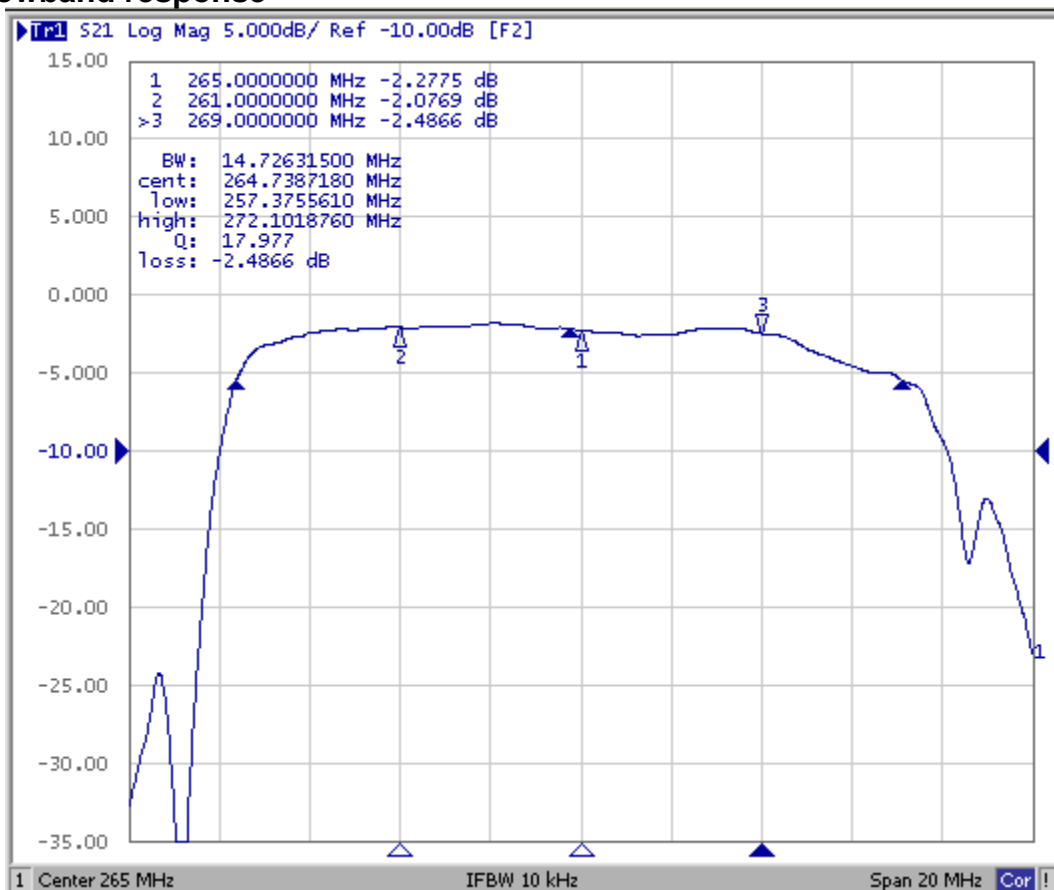


## D. Frequency Characteristics :

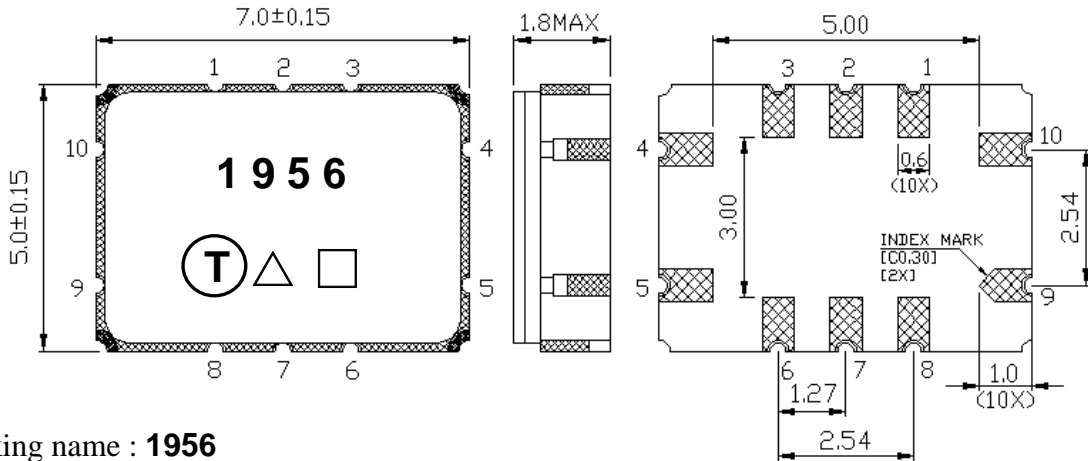
### 1. Wideband response



### 2. Narrowband response



**E.OUTLINE DRAWING:**



Marking name : **1956**

△ : year code : See the table

□: Week Code. (Follow the table from planner each year)

**Product Year Code**

Year	2013 2017	2014 2018	2015 2019	2016 2020
Product Code	A	a	A	a

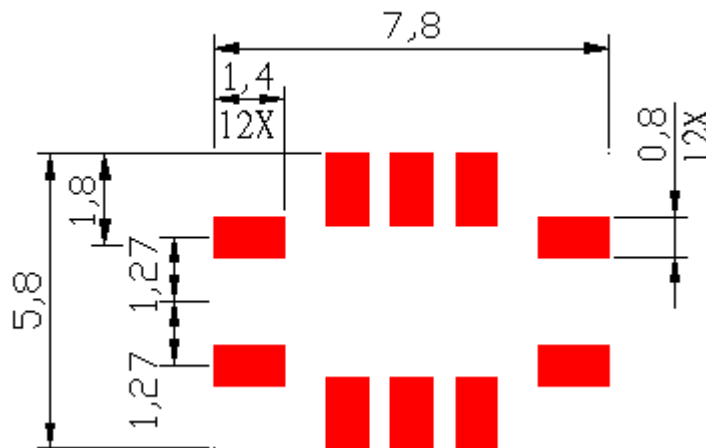
**Pin configuration**

- # 9 Input
- # 4 Output
- # 10 Input ground
- # 5 Output ground
- # 1,2,3,6,7,8 To be grounded

□ Data code : See the table

WK01	WK02	WK03	WK04	WK05	WK06	WK07	WK08	WK09	WK10	WK11	WK12	WK13
A	B	C	D	E	F	G	H	I	J	K	L	M
WK14	WK15	WK16	WK17	WK18	WK19	WK20	WK21	WK22	WK23	WK24	WK25	WK26
N	O	P	Q	R	S	T	U	V	W	X	Y	Z
WK27	WK28	WK29	WK30	WK31	WK32	WK33	WK34	WK35	WK36	WK37	WK38	WK39
a	b	c	d	e	f	g	h	i	j	k	l	m
WK40	WK41	WK42	WK43	WK44	WK45	WK46	WK47	WK48	WK49	WK50	WK51	WK52
n	o	p	q	r	s	t	u	v	w	x	y	z

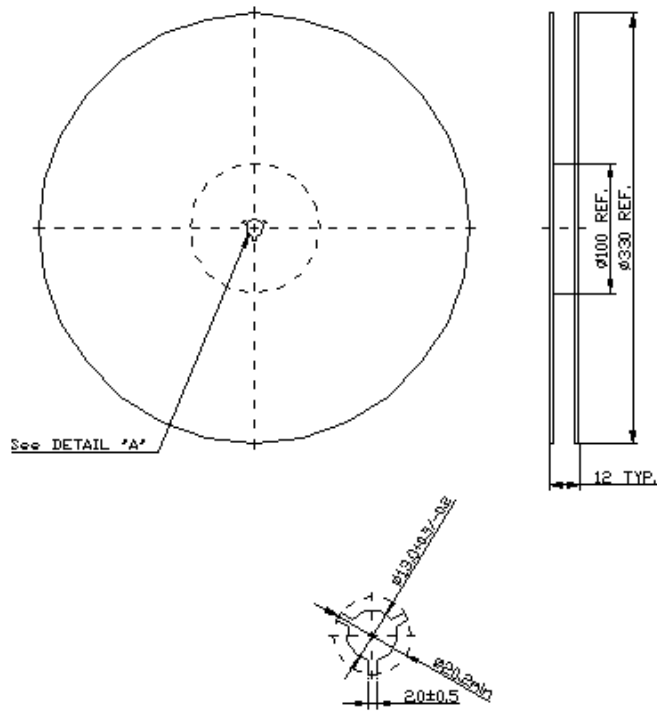
**F. PCB Footprint :**



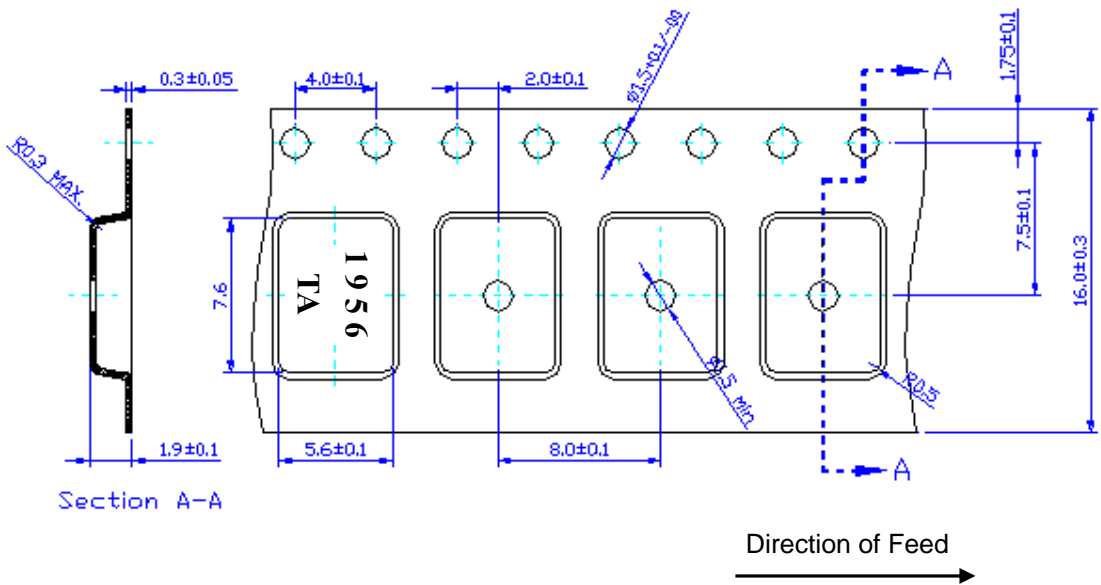
**G. PACKING:**

1. Reel dimension

**(Please refer to FR-75D10 for packing quantity)**



**2.TAPE DIMENSION**



## H. RECOMMENDED REFLOW PROFILE :

1. Preheating shall be fixed at 150~180°C for 60~90 seconds.
2. Ascending time to preheating temperature 150°C shall be 30 seconds min.
3. Heating shall be fixed at 220°C for 50~80 seconds and at 245~260°C peak (min. 10sec).
4. Time : 2 times.

