



TAI-SAW TECHNOLOGY CO., LTD.

No. 3, Industrial 2nd Rd., Ping-Chen Industrial District,
Taoyuan, 324, Taiwan, R.O.C.

TEL: 886-3-4690038 FAX: 886-3-4697532

E-mail: tstsales@mail.taisaw.com Web: www.taisaw.com

Approval Sheet For Product Specification

Issued Date:

Product Name: SAW Filter 229.5MHz, F11

TST Parts No.: TA229E1

Customer Parts No.: _____

Company: _____
Division: _____
Approved by : _____
Date: _____

Checked by: Asin Lin

Approval by: Francis Chen

Date: Sep. 28. 2006



TAI-SAW TECHNOLOGY CO., LTD.

No. 3, Industrial 2nd Rd., Ping-Chen Industrial District,
Taoyuan, 324, Taiwan, R.O.C.

TEL: 886-3-4690038 FAX: 886-3-4697532

E-mail: tstsales@mail.taisaw.com Web: www.taisaw.com

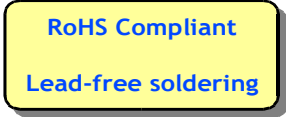
SAW Filter 229.5 MHz For Pager

MODEL NO.: TA229E1

REV. NO.:2

A. MAXIMUM RATING:

1. Input Power Level: 0 dBm
2. DC voltage: 10 V
3. Operating Temperature: -10°C to +50°C
4. Storage Temperature: -40°C to +85°C

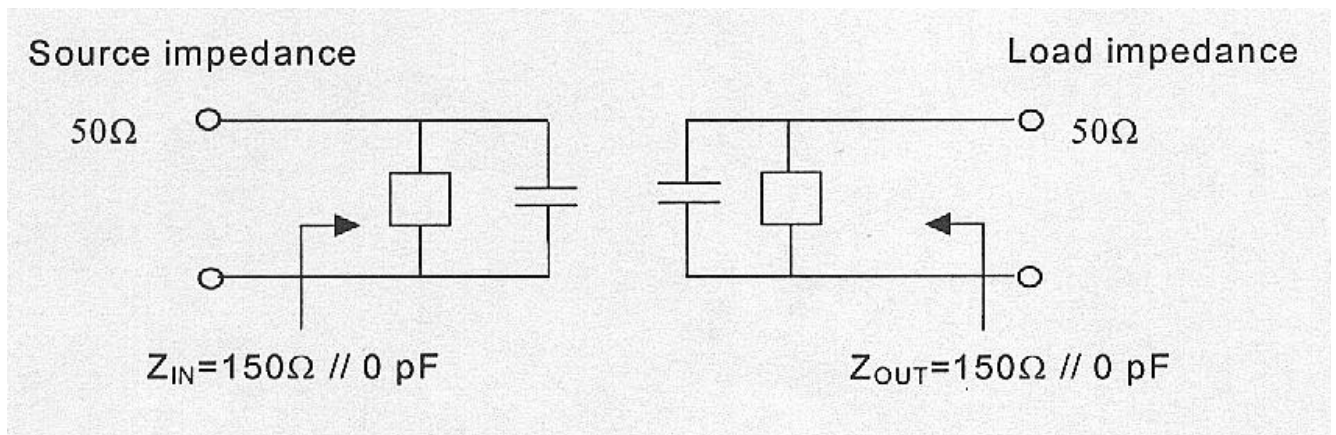


B. ELECTRICAL CHARACTERISTICS:

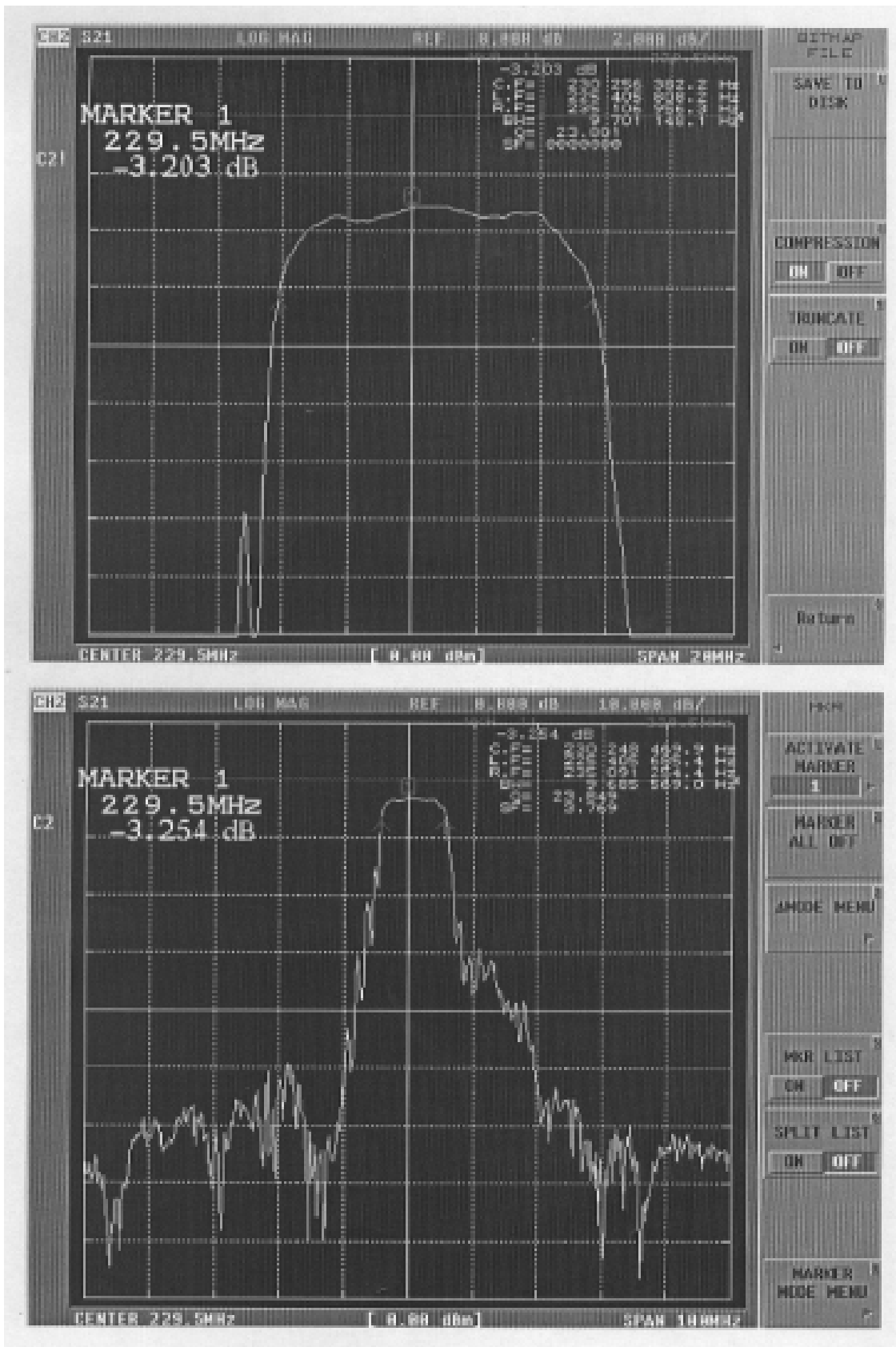
Characteristic	Specification	Note
Center frequency F_c (MHz)	229.5	1
I.L.(Within $F_c \pm 3.1$ MHz) (dB)	4.0 max	
Pass band BW_{3dB} (MHz)	$F_c \pm 3.1$ min	1
Ripple(Within $F_c \pm 3.1$ MHz) (dB)	2.0 max	1
Attenuation(Reference level from 0dB) (dB)		
$F_c - 100$ MHz to -39.5 MHz (dB)	50 min.	1
$F_c + 39.5$ MHz to $+100$ MHz (dB)	50 min.	
Impedance at F_c ; Input $Z_{in}=R_{in}/C_{in}$	150 Ω // 0 Pf	2
Output $Z_{OUT}=R_{OUT}/C_{OUT}$	150 Ω // 0 Pf	2

Note1. The standar definitions is in JIS C 6703

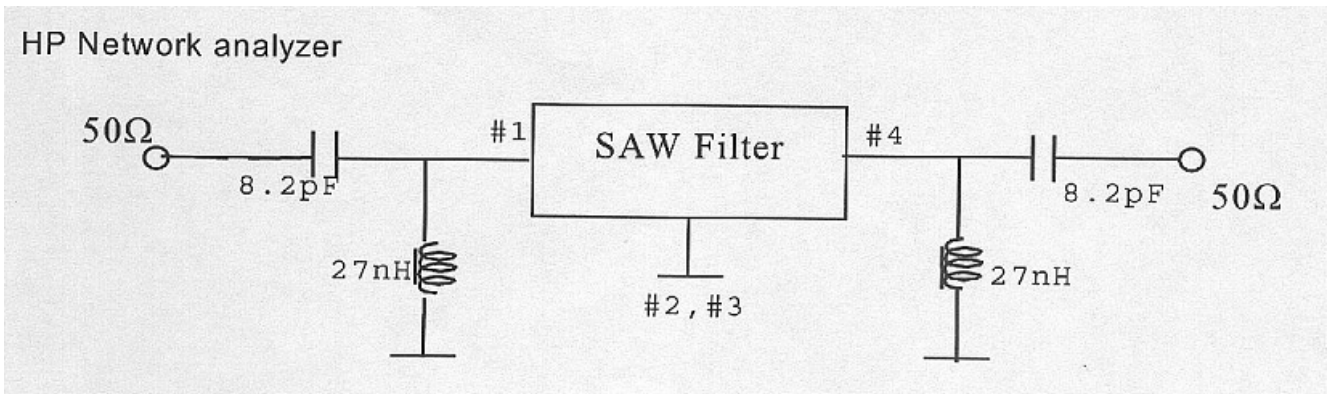
Note2.



C. FREQUENCY CHARACTERISTICS:



D. MEASUREMENT CIRCUIT:



E. OUTLINE DRAWING:

