



# TAI-SAW TECHNOLOGY CO., LTD.

No. 3, Industrial 2nd Rd., Ping-Chen Industrial District,  
Taoyuan, 324, Taiwan, R.O.C.

TEL: 886-3-4690038 FAX: 886-3-4697532

E-mail: [tstsales@mail.taisaw.com](mailto:tstsales@mail.taisaw.com) Web: [www.taisaw.com](http://www.taisaw.com)

## Approval Sheet For Product Specification

Issued Date:

Product Name: SAW Filter 280, 281, 284MHz, F-11

TST Parts No.: TA280E1, TA281E1, TA284E1

Customer Parts No.: \_\_\_\_\_

Company: _____
Division: _____
Approved by : _____
Date: _____

Checked by: Asin Lin

Approval by: Francis Chen

Date: Sep. 28. 2006



# TAI-SAW TECHNOLOGY CO., LTD.

No. 3, Industrial 2nd Rd., Ping-Chen Industrial District,  
Taoyuan, 324, Taiwan, R.O.C.

TEL: 886-3-4690038 FAX: 886-3-4697532

E-mail: [tstsales@mail.taisaw.com](mailto:tstsales@mail.taisaw.com) Web: [www.taisaw.com](http://www.taisaw.com)

## SAW Filter 280, 281, 284, MHz For Pager

MODEL NO.: TA280E1, TA281E1, TA284E1

REV. NO.:2

### A. MAXIMUM RATING:

1. Input Power Level: 0 dBm
2. DC voltage: 10 V
3. Operating Temperature: -10°C to +50°C
4. Storage Temperature: -40°C to +85°C

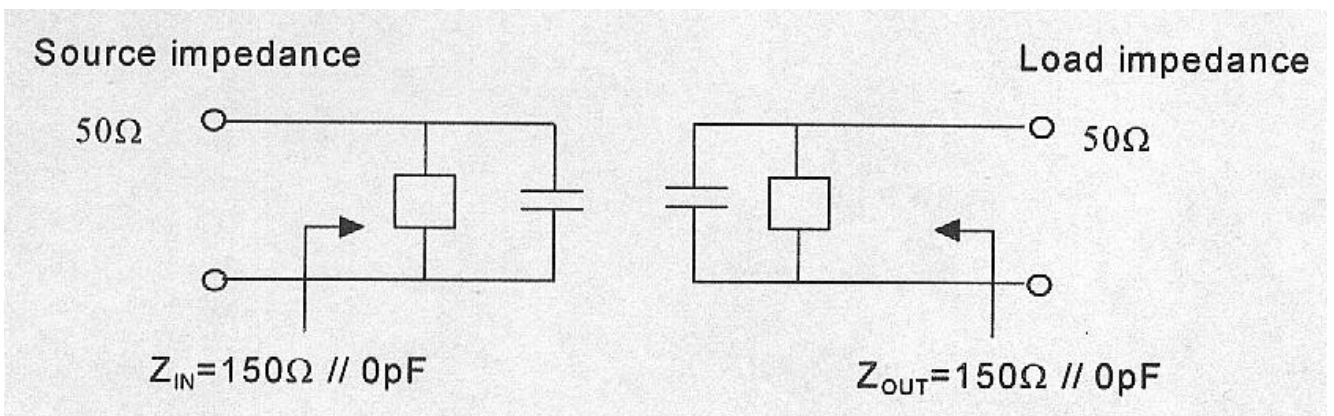


### B. ELECTRICAL CHARACTERISTICS:

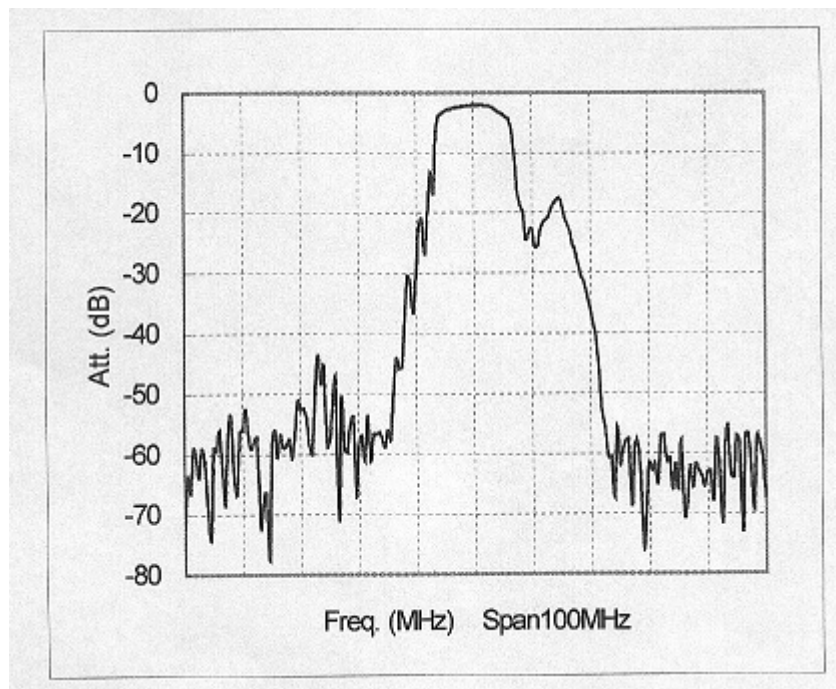
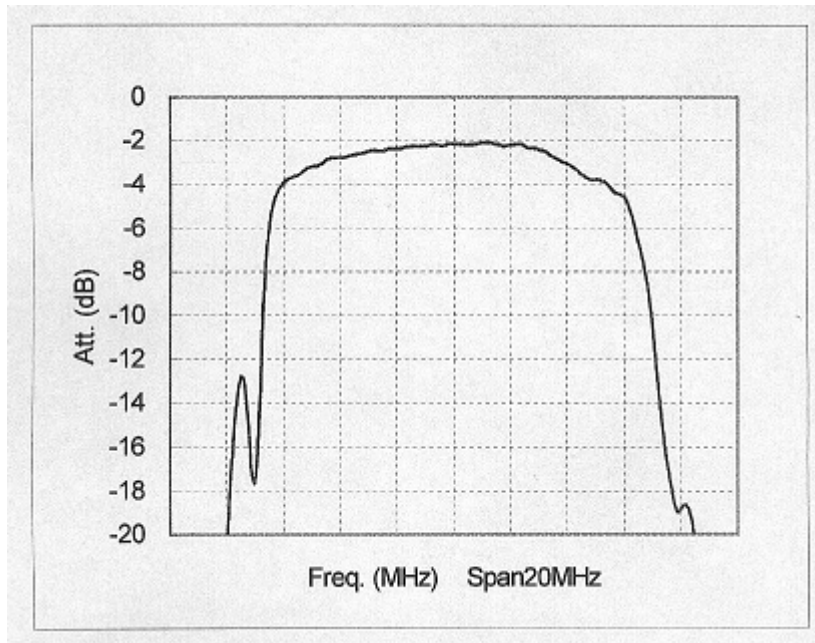
Characteristic	Specification			Note
	280	281	284	
Center frequency $F_c$ (MHz)	280	281	<b>284</b>	1
I.L.(Within $F_c \pm 4\text{MHz}$ ) (dB)	4.5 max.	4.5 max.	4.5 max.	1
Pass band $BW_{3\text{dB}}$ (MHz)	8.0 min.	8.0 min.	8.0 min.	1
Ripple(Within $F_c \pm 4\text{MHz}$ ) (dB)	2.0 max.	2.0 max.	2.0 max.	1
Attenuation(Reference level from 0dB) (dB)				
$F_c - 100\text{MHz}$ to $-39.5\text{MHz}$ (dB)	48 min.	48 min.	48 min.	1
$F_c + 39.5\text{MHz}$ to $+100\text{MHz}$ (dB)	48 min.	48 min.	48 min.	1
Impedance at $F_c$ ; Input $Z_{\text{in}}=R_{\text{in}}//C_{\text{in}}$	150 $\Omega$ // 0 Pf	150 $\Omega$ // 0 Pf	150 $\Omega$ // 0 Pf	2
Output $Z_{\text{OUT}}=R_{\text{OUT}}//C_{\text{OUT}}$	150 $\Omega$ // 0 Pf	150 $\Omega$ // 0 Pf	150 $\Omega$ // 0 Pf	2

Note1. The standar definitions is in JIS C 6703

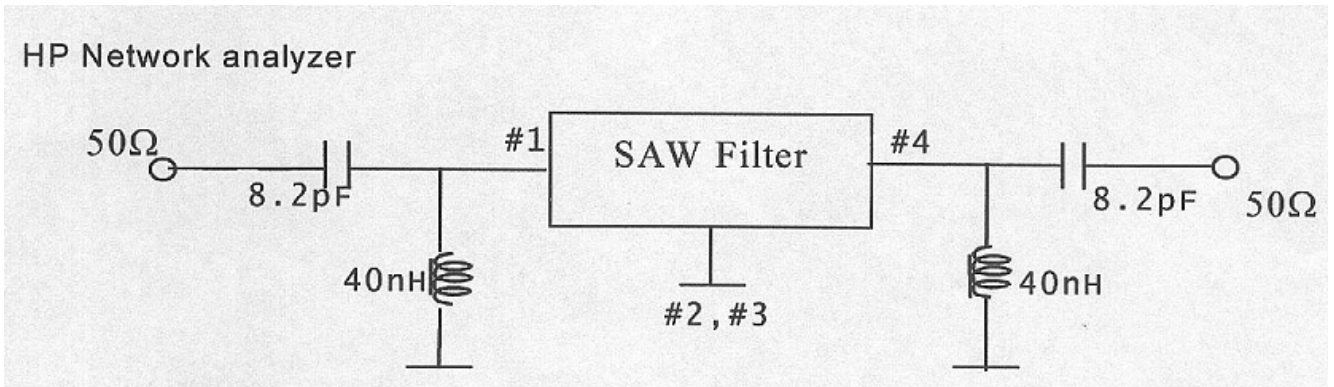
Note2.



C. FREQUENCY CHARACTERISTICS:



D. MEASUREMENT CIRCUIT:



E. OUTLINE DRAWING:

