



TAI-SAW TECHNOLOGY CO., LTD.

No. 3, Industrial 2nd Rd., Ping-Chen Industrial District,
Taoyuan, 324, Taiwan, R.O.C.

TEL: 886-3-4690038 FAX: 886-3-4697532

E-mail: tstsales@mail.taisaw.com Web: www.taisaw.com

Approval Sheet For Product Specification

Issued Date: Jun. 14, 2002

Product Name: SAW Filter 935 MHz SMD 3.8 mm SQ for Pager

TST Parts No.:TA935EC

Customer Parts No.:_____

Company:_____
Division:_____
Approved by :_____
Date:_____

Checked by:_____ Bob Chau

Approval by:_____ Vincent Lee

Date:_____ Jun.14'2002



TAI-SAW TECHNOLOGY CO., LTD.

No. 3, Industrial 2nd Rd., Ping-Chen Industrial District,
Taoyuan, 324, Taiwan, R.O.C.

TEL: 886-3-4690038 FAX: 886-3-4697532

E-mail: tstsales@mail.taisaw.com Web: www.taisaw.com

SAW Filter 935 MHz For Pager

MODEL NO.: TA935EC

REV. NO.:2

A. MAXIMUM RATING:

1. Input Power Level: 0 dB_m
2. DC voltage: 10 V
3. Operating Temperature: -20°C to +70°C
4. Storage Temperature: -40°C to +85°C

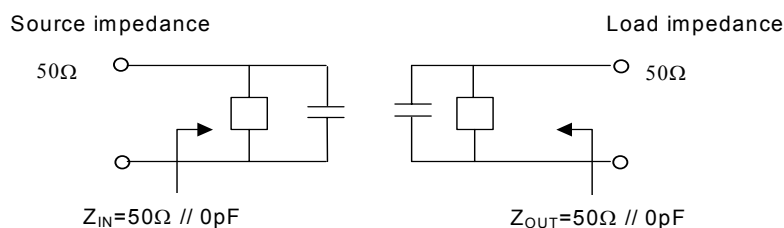
RoHS Compliant
Lead free
Lead-free soldering

B. ELECTRICAL CHARACTERISTICS:

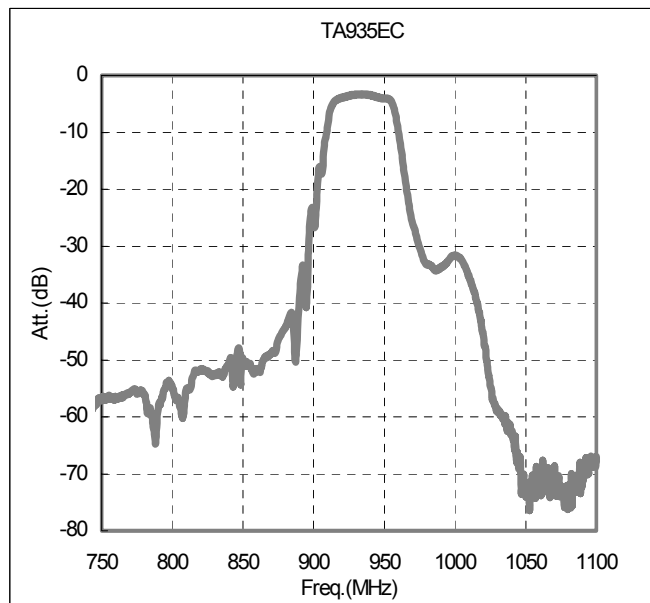
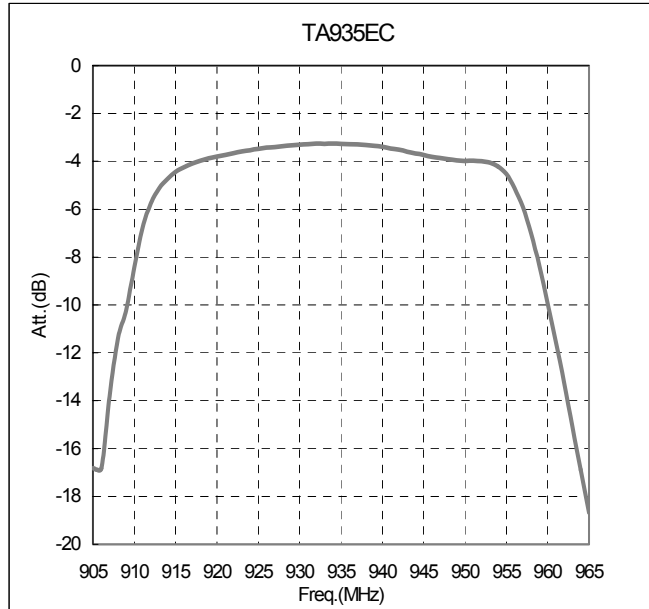
Characteristics	Specification	Note
Center frequency F_c (MHz)	935	1
I.L. (929~ 941 MHz) (dB)	4.0 max.	
Return Loss within 929 ~ 941 MHz (dB)	8.0 min.	1
Ripple(929 ~ 941 MHz) (dB)	2.0 max.	1
Attenuation:(Reference level from 0 dB) (dB)		
1) 835 ~ 860 MHz (dB)	45 min.	1
2) 1019 ~ 1035 MHz (dB)	40 min.	1
Impedance at F_c ; Input $Z_{IN}=R_{IN} // C_{IN}$	50Ω // 0 Pf	2
Output $Z_{OUT}=R_{OUT} // C_{OUT}$	50Ω // 0 Pf	2

Note1. The standard definitions is in JIS C 6703

Note2.

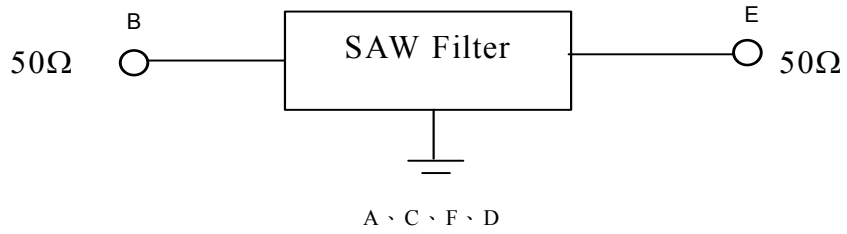


C. FREQUENCY CHARACTERISTICS:

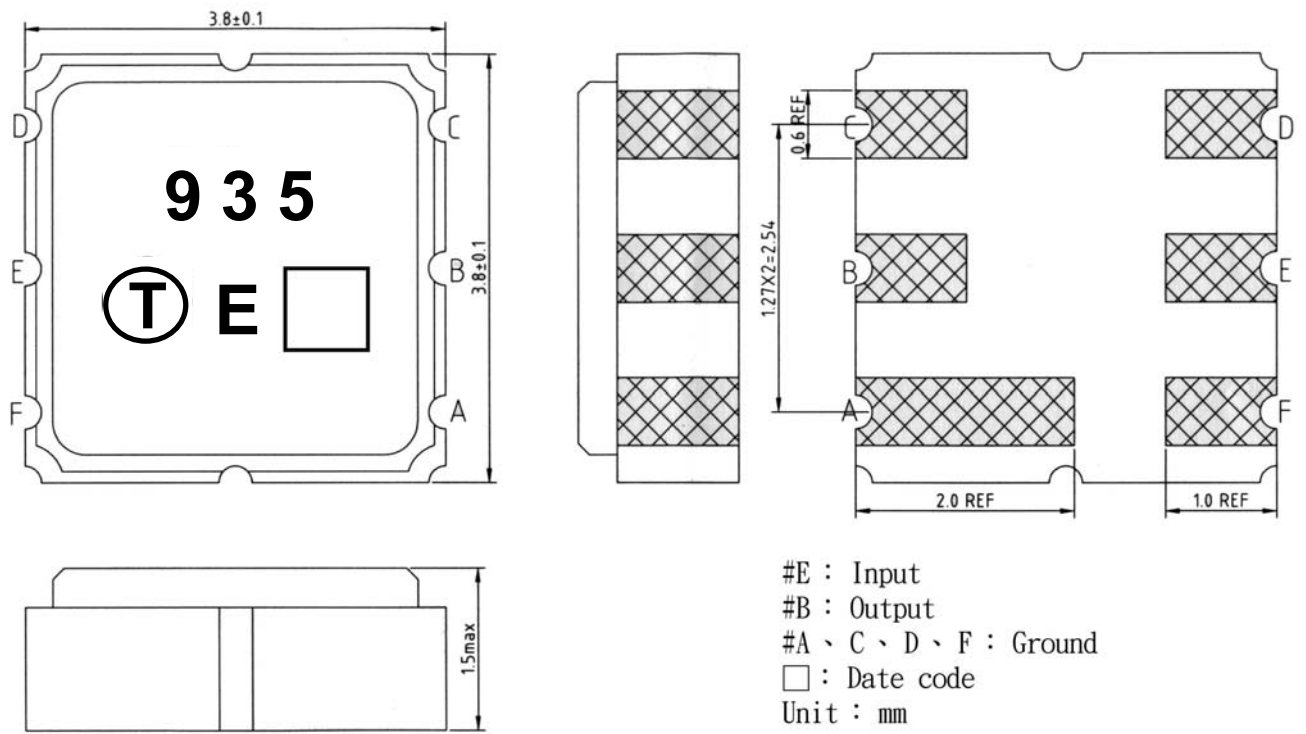


D. MEASUREMENT CIRCUIT:

Network analyzer

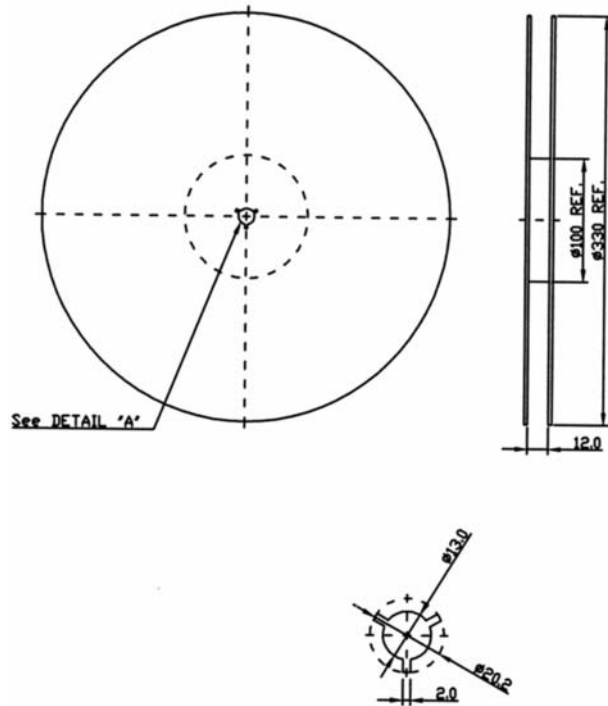


E. OUTLINE DRAWING:



F. PACKING:

1. REEL DIMENSION



2. TAPE DIMENSION

