



TAI-SAW TECHNOLOGY CO., LTD.

No. 3, Industrial 2nd Rd., Ping-Chen Industrial District,
Taoyuan, 324, Taiwan, R.O.C.

TEL: 886-3-4690038 FAX: 886-3-4697532

E-mail: tstsales@mail.taisaw.com Web: www.taisaw.com

Product Specifications Approval Sheet

Product Description: SAW Resonator 315 MHz SMD 3.0X3.0 mm

TST Part No.: TC0274D

Customer Part No.: _____

Customer signature required
Company: _____
Division: _____
Approved by : _____
Date: _____

Checked by: Jimmy Han *Jimmy Han*

Approved by: Francis Chen *[Signature]*

Date: 2011/03/22

1. Customer signed back is required before TST can proceed with sample build and receive orders.
2. Orders received without customer signed back will be regarded as agreement on the specifications.
3. Any specifications changes must be approved upon by both parties and a new revision of specifications shall be released to reflect the changes.



TAI-SAW TECHNOLOGY CO., LTD.

No. 3, Industrial 2nd Rd., Ping-Chen Industrial District,
Taoyuan, 324, Taiwan, R.O.C.

TEL: 886-3-4690038 FAX: 886-3-4697532

E-mail: tstsales@mail.taisaw.com Web: www.taisaw.com

SAW Resonator 315MHz

MODEL NO.: TC0274D

REV. NO.:1

A. FEATURES:

- 1. 1-Port Resonator.

B. MAXIMUM RATING:

- 1. Input Power Level: 10 dBm
- 2. DC voltage: 5 V
- 3. Operating Temperature: -40°C to +85°C
- 4. Storage Temperature: -40°C to +85°C

C. ELECTRICAL CHARACTERISTICS:

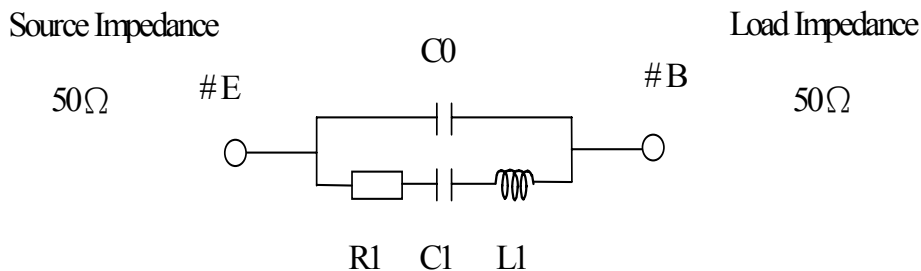
Reference Temperature $T_A=25^\circ\text{C}$

Characteristic	Units	Minimum	Typical	Maximum
Center frequency Fc	MHz	314.950	315	315.050
Insertion Loss IL	dB	-	1.5	2.5
Unload quality factor Q_u		-	8000	-
Ageing of fc	ppm/yr	-	-	±10
Motional capacitance C1	fF	-	2.89	-
Motional inductance L1	μH	-	87.5	-
Motional resistance R1	Ohm	-	20.2	-
Parallel capacitance C_o	pF	-	4.14	-
Frequency Temperature coefficient (TC _f)	ppm/c*2	-	0.032	-
Turnover To	deg.C	-	25	-
Package size		SMD 3.0X3.0X1.1 mm		

Temperature dependence of fc: $f_c(T_A)=f_c(T_O)(1-TC_f(T_A-T_O)^2)$

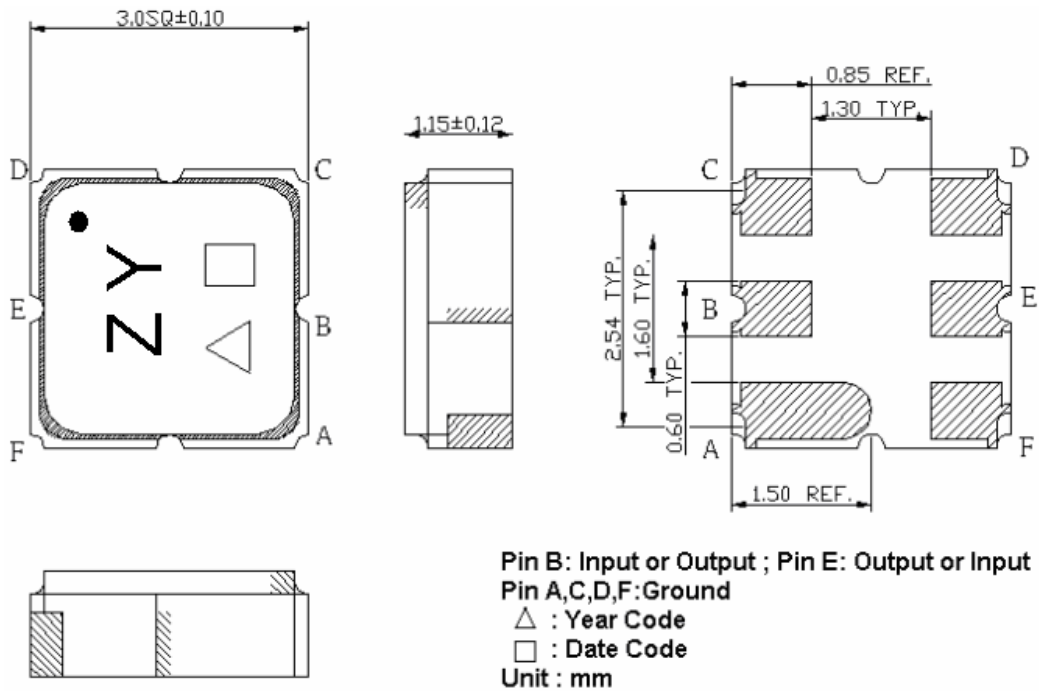
D. EQUIVRENT CIRCUIT:

One-Port Resonator:



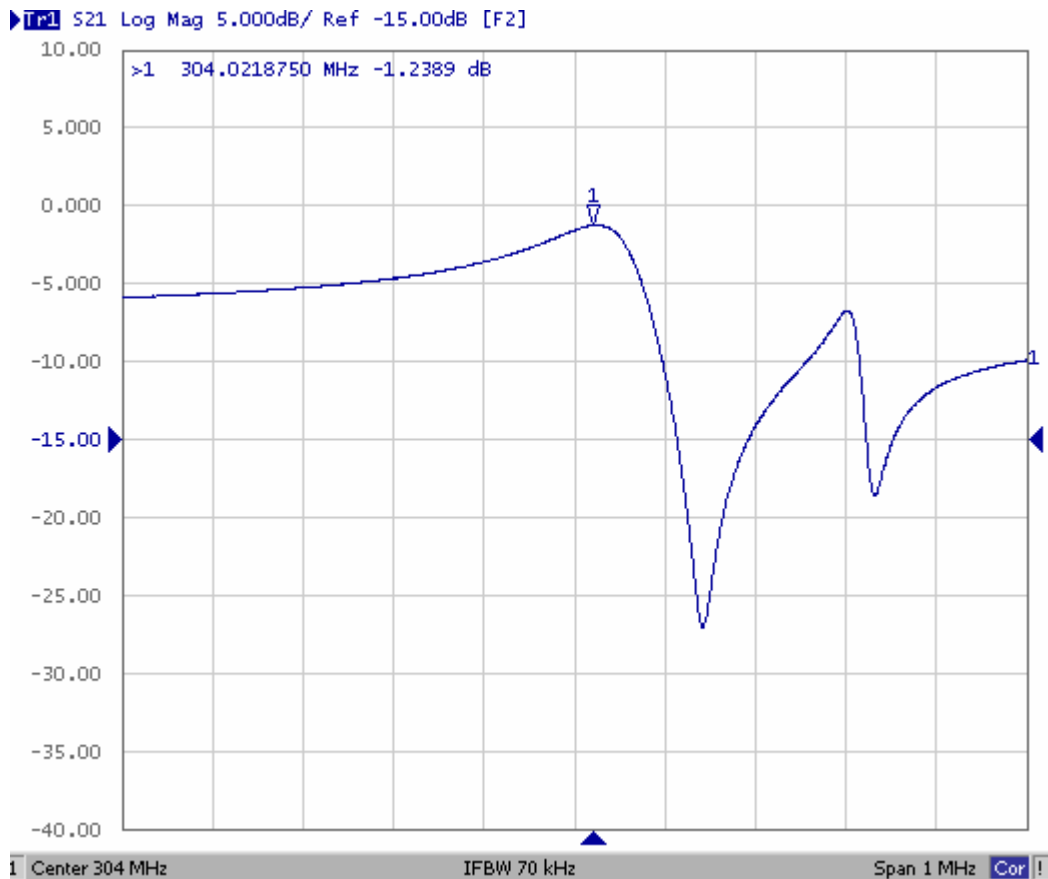
RoHS Compliant
Lead free
Lead-free soldering

E. OUTLINE DRAWING:

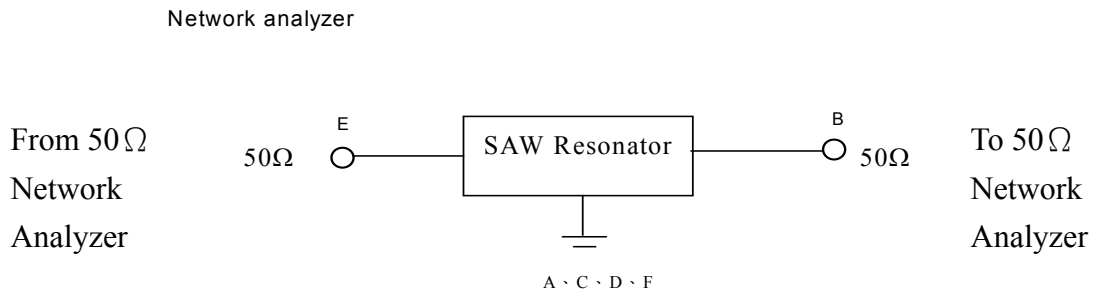


Date code: Provided by planer each year
 Year code: 9 for 2009, 0 for 2010, 1 for 2011...

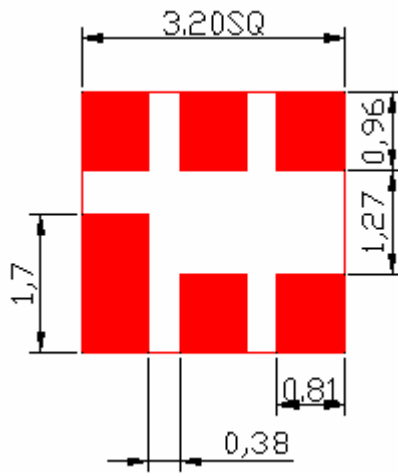
F. FREQUENCY CHARACTERISTICS:



G. TEST CIRCUIT:

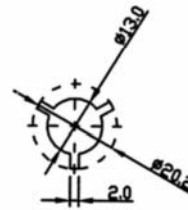
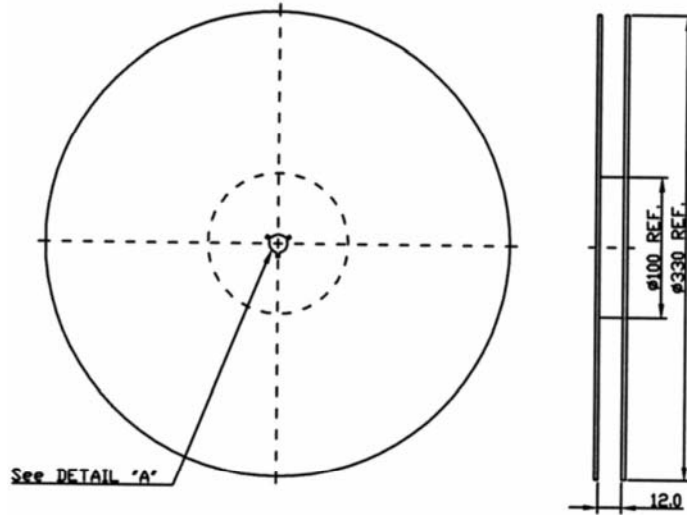


H. PCB FOOTPRINT:

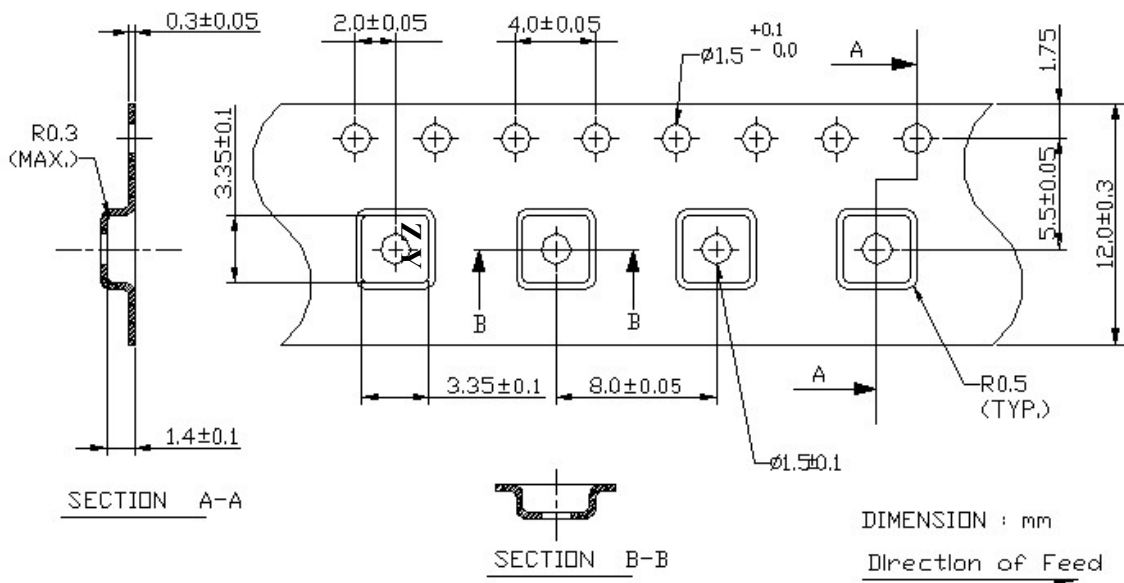


G. PACKING:

1. REEL DIMENSION



2. TAPE DIMENSION



J. RECOMMENDED REFLOW PROFILE:

