



# TAI-SAW TECHNOLOGY CO., LTD.

No. 3, Industrial 2nd Rd., Ping-Chen Industrial District,  
Taoyuan, 324, Taiwan, R.O.C.

TEL: 886-3-4690038 FAX: 886-3-4697532

E-mail: [tstsales@mail.taisaw.com](mailto:tstsales@mail.taisaw.com) Web: [www.taisaw.com](http://www.taisaw.com)

## Approval Sheet For Product Specification

Issued Date: 2005 Dec. 6 (REV NO.: 1)

Product Name: SMD 8.2x6.0 VCO

TST Parts No.: TV0119A

Customer Parts No.: \_\_\_\_\_

Company: \_\_\_\_\_

Division: \_\_\_\_\_

Approved by : \_\_\_\_\_

Date: \_\_\_\_\_

Checked by: \_\_\_\_\_ Ryan Huang

Approval by: \_\_\_\_\_ TF Yang

Date: \_\_\_\_\_ 2005 Dec. 6



# TAI-SAW TECHNOLOGY CO., LTD.

No. 3, Industrial 2nd Rd., Ping-Chen Industrial District,  
Taoyuan, 324, Taiwan, R.O.C.

TEL: 886-3-4690038 FAX: 886-3-4697532

E-mail: [tstsales@mail.taisaw.com](mailto:tstsales@mail.taisaw.com) Web: [www.taisaw.com](http://www.taisaw.com)

## SMD 8.2x6.0 VCO

MODEL NO.: TV0119A

REV. NO.:1.0

### Description and Applications:

- SMD type Voltage Control Oscillator.
- Main application: Mobile Phone 、 Wireless communication system.

RoHS Compliant  
Lead free  
Lead-free soldering

### Conditions:

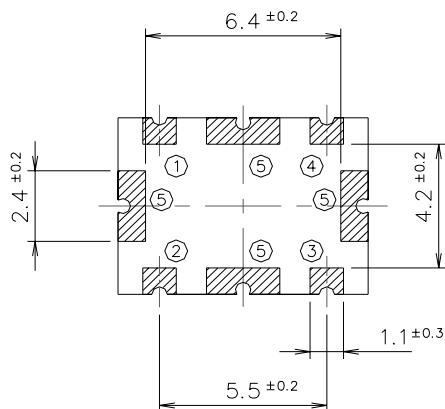
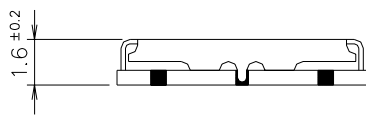
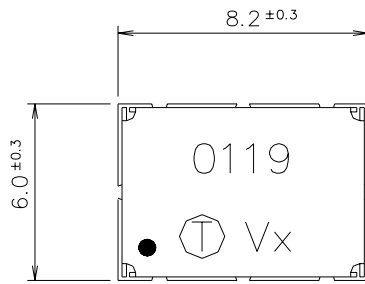
Parameter	Symbol	Limits			Units
		min.	typ.	max.	
Supply Voltage	V <sub>cc</sub>	2.85	3.0	3.15	V
Control Voltage Range	V <sub>t</sub>	0.5	1.5	2.5	V
Load Impedance	-	-	50	-	Ohm
Temperature Range	-	-30	25	70	°C

### Electrical Specifications:

For different applications, the specification change is possible. Please contact TST sales representative or application engineer for your requirement.

Parameter		Condition	Limits			Units
			min.	typ.	max.	
Power Consumption	23+3 deg.C	-	-	-	11	mA
Operation Frequency Range	23+3 deg.C	-	985	-	1015	MHz
Control Voltage Sensitivity	23+3 deg.C	-	19	24	29	MHz/V
Output Level	23+3 deg.C	-	-3	0	3	dBm
C/N	23+3 deg.C	10 KHz sep.	100	-	-	dBc/Hz
		25 KHz sep.	108	-	-	dBc/Hz
Pushing Figure	23+3 deg.C	V <sub>cc</sub> =3.0+0.1 5V, ref V <sub>cc</sub> =3.0V	-0.5	-	0.5	MHz
Pulling Figure	23+3 deg.C	VSWR=2.0 for all phase, ref:50Ohm	-0.5	-	0.5	MHz
Harmonics (2fo, 3fo)	23+3 deg.C		-	-	-10	dBc

## Mechanical Dimensions (mm):



NO.	T-Name
1	RF out
2	Vcc
3	Vcont (Vt)
4	GND
5	GND

## Marking:

Line 1: TST P/N (0119)

Line 2: TST Logo + VCO Product Code + Date Code

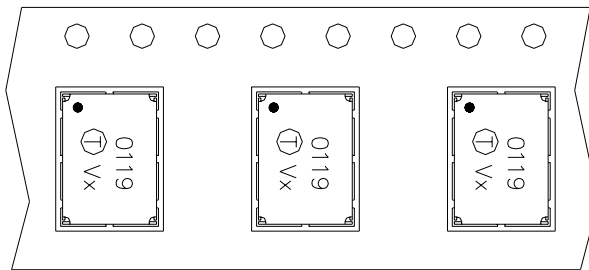
## Product Code Table:

Year	2001 2005	2002 2006	2003 2007	2004 2008
Product Code	V	v	<u>V</u>	<u>v</u>

## Date Code Table:

WK01	WK02	WK03	WK04	WK05	WK06	WK07	WK08	WK09	WK10	WK11	WK12	WK13
A	B	C	D	E	F	G	H	I	J	K	L	M
WK14	WK15	WK16	WK17	WK18	WK19	WK20	WK21	WK22	WK23	WK24	WK25	WK26
N	O	P	Q	R	S	T	U	V	W	X	Y	Z
WK27	WK28	WK29	WK30	WK31	WK32	WK33	WK34	WK35	WK36	WK37	WK38	WK39
a	b	c	d	e	f	g	h	i	j	k	l	m
WK40	WK41	WK42	WK43	WK44	WK45	WK46	WK47	WK48	WK49	WK50	WK51	WK52
n	o	p	q	r	s	t	u	v	w	x	y	z

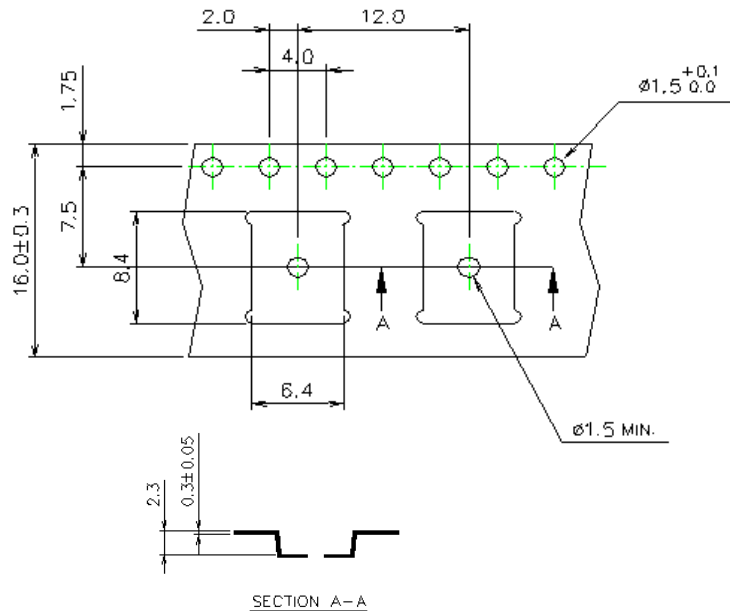
## Part Orientation:



### 8.2x6.0mm Package Carrier Tape

Tape Width:	16 mm
Tape Pitch (part to part):	12 mm
Reel Diameter:	320.2mm (13 inch)
Quantity per reel:	2000

## Tape & Reel:



### [NOTE]

1. UNIT : MM.
2. UNLESS OTHERWISE SPECIFIED TOLERANCE ON DIM. +/-0.1MM.
3. MATERIAL : CONDUCTIVE POLYSTYRENE.
4. COLOR : BLOCK.
5. 10 PITCHES CUMULATIVE TOLERANCE +/-0.2MM.

# Lock Reel Spec:

