



TAI-SAW TECHNOLOGY CO., LTD.

No. 3, Industrial 2nd Rd., Ping-Chen Industrial District,
Taoyuan, 324, Taiwan, R.O.C.

TEL: 886-3-4690038 FAX: 886-3-4697532

E-mail: tstsales@mail.taisaw.com Web: www.taisaw.com


Product Specifications Approval Sheet

Product Name: TCSAW Filter 2492 MHz SMD 3X3 mm (BW=8MHz)

TST Parts No.: TA2570ATCA

Customer Parts No.: _____

Company: _____
Division: _____
Approved by : _____
Date: _____

Checked by: _____ Bob Chau 

Approval by: _____ Andy Yu 

Date: _____ 6, 18, 2019

1. Customer signed back is required before TST can proceed with sample build and receive orders.
2. Orders received without customer signed back will be regarded as agreement on the specifications.
3. Any specifications changes must be approved upon by both parties and a new revision of specifications shall be released to reflect the changes



TAI-SAW TECHNOLOGY CO., LTD.

No. 3, Industrial 2nd Rd., Ping-Chen Industrial District,
Taoyuan, 324, Taiwan, R.O.C.

TEL: 886-3-4690038 FAX: 886-3-4697532

E-mail: tstsales@mail.taisaw.com Web: www.taisaw.com

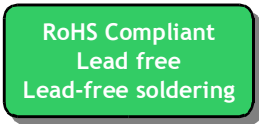
TCSAW Filter 2492MHz BW8MHz SMD 3x3mm

MODEL NO.:TA2570ATCA

REV. NO.:1.0

A. MAXIMUM RATING:

1. Input Power Level: 20 dBm
2. DC Voltage : 3 V
3. Operating Temperature: -40°C to +85°C
4. Storage Temperature: -40°C to +85°C
5. ESD Machine Mode : 50V
6. ESD Human Body Mode : 100V
7. Moisture Sensitive Level (MSL): Level 2a



HiQ Saw

Electrostatic Sensitive Device (ESD)

B. ELECTRICAL CHARACTERISTICS:

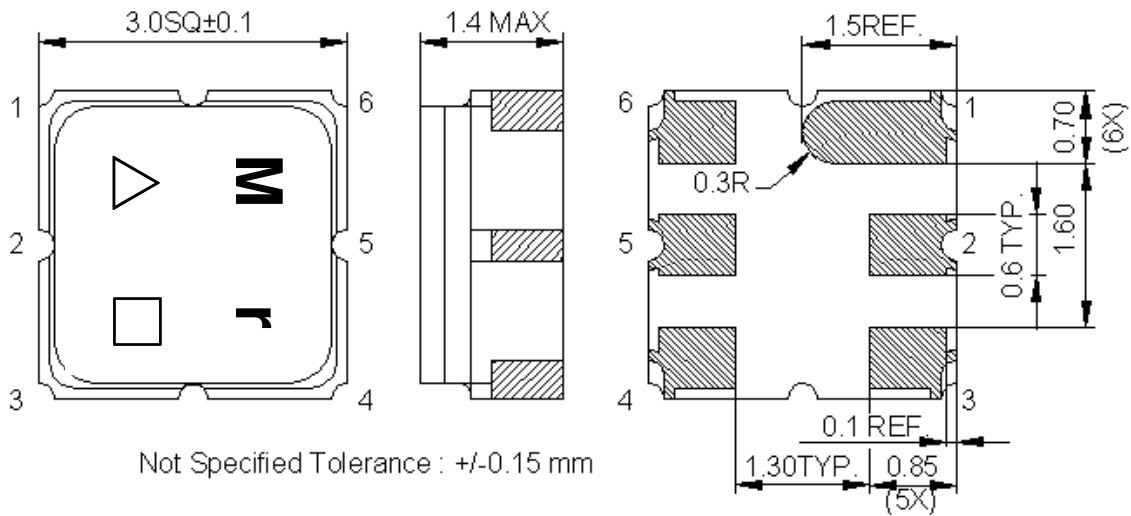
Temperature range for specification : Tspec = -40°C to +85°C

Terminating source impedance : Zs = 50 Ω

Terminating load impedance : ZL = 50 Ω

Item	Unit	Min.	Typ.	Max.
Center Frequency Fc	MHz	-	2492	-
Max. Insertion Loss (2488~2496 MHz) IL	dB	-	3.9	5
Amplitude Ripple (2488~2496 MHz)	dB _{p-p}	-	0.7	2
Min. Input Return Loss (2488~2496 MHz)	dB	9	12	-
Min. Output Return Loss (2488~2496 MHz)	dB	9	12	-
Attenuation (refer to 0dB)				
1000 ~ 2300 MHz	dB	40	44	-
2300 ~ 2460 MHz	dB	30	34	-
2460 ~ 2470 MHz	dB	10	20	-
2510 ~ 2520 MHz	dB	7	10	-
2520 ~ 2700 MHz	dB	30	34	-
2700 ~ 3000 MHz	dB	35	42	-
Temperature Coefficient	ppm/K	-	-8	-

C.OUTLINE DRAWING:



Not Specified Tolerance : $\pm 0.15 \text{ mm}$

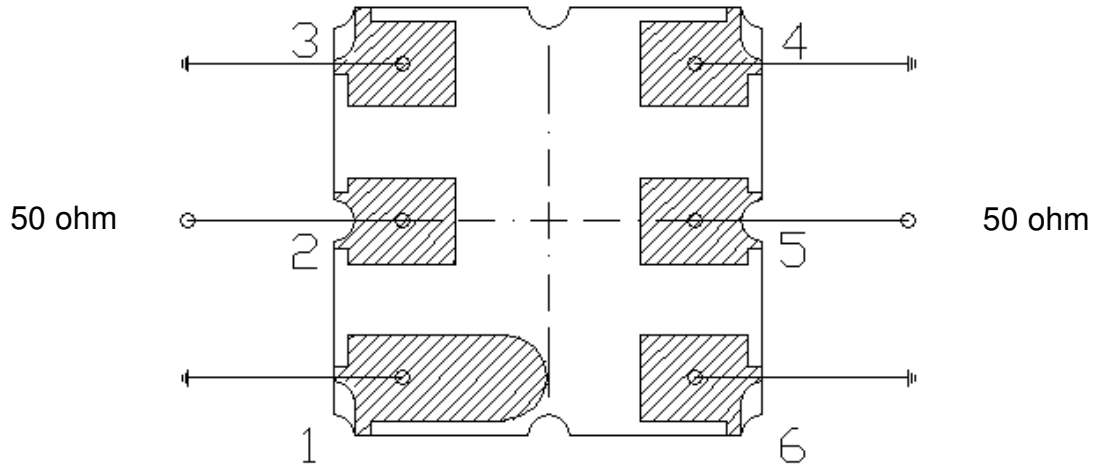
- 2 : Input
- 5 : Output
- 1, 3, 4, 6 : Ground
- Unit : mm

- \triangle : Year Code (2018->8, 2020->0, ..., 2029->9)
- \square : Date Code (Follow the table from planner each year)

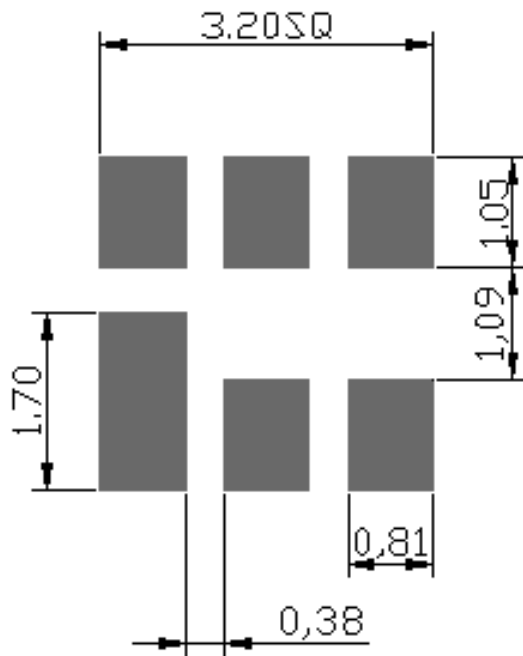
Date Code Table

WK01	WK02	WK03	WK04	WK05	WK06	WK07	WK08	WK09	WK10	WK11	WK12	WK13
A	B	C	D	E	F	G	H	I	J	K	L	M
WK14	WK15	WK16	WK17	WK18	WK19	WK20	WK21	WK22	WK23	WK24	WK25	WK26
N	O	P	Q	R	S	T	U	V	W	X	Y	Z
WK27	WK28	WK29	WK30	WK31	WK32	WK33	WK34	WK35	WK36	WK37	WK38	WK39
a	b	c	d	e	f	g	h	i	j	k	l	m
WK40	WK41	WK42	WK43	WK44	WK45	WK46	WK47	WK48	WK49	WK50	WK51	WK52
n	o	p	q	r	s	t	u	v	w	x	y	z

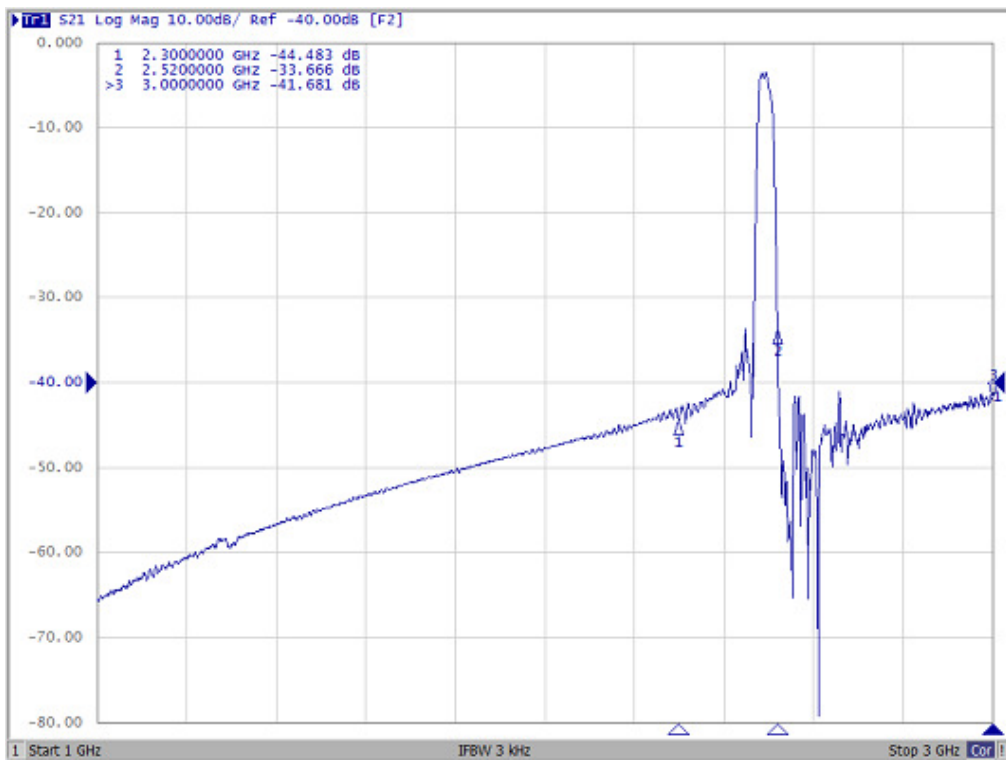
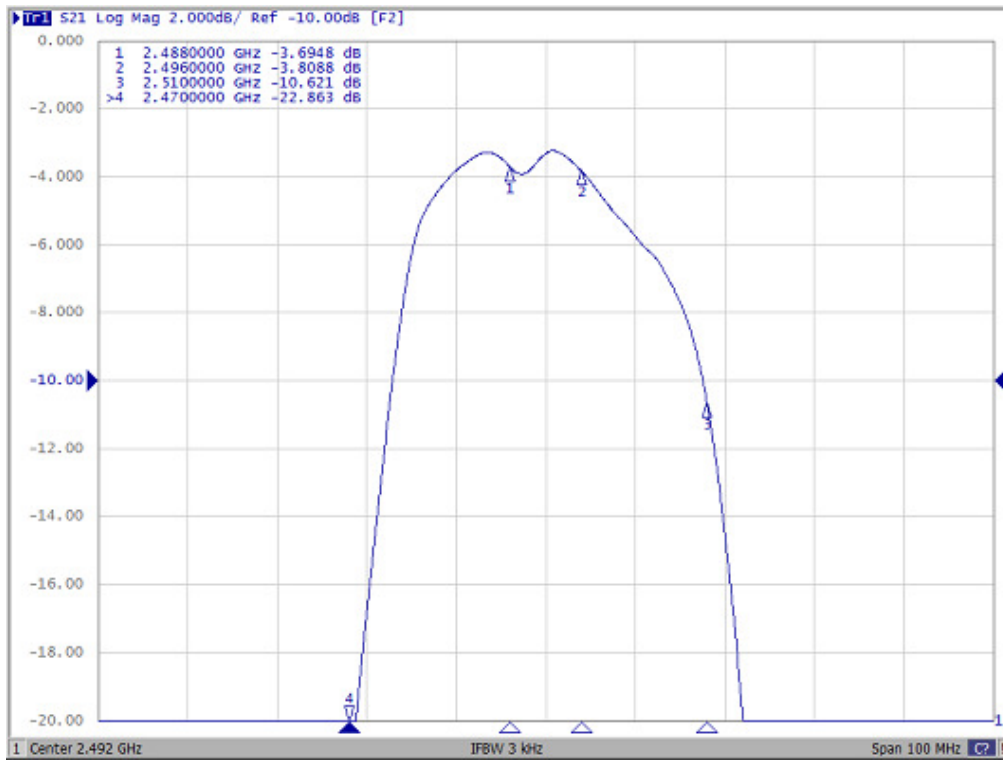
D. MEASUREMENT CIRCUIT:

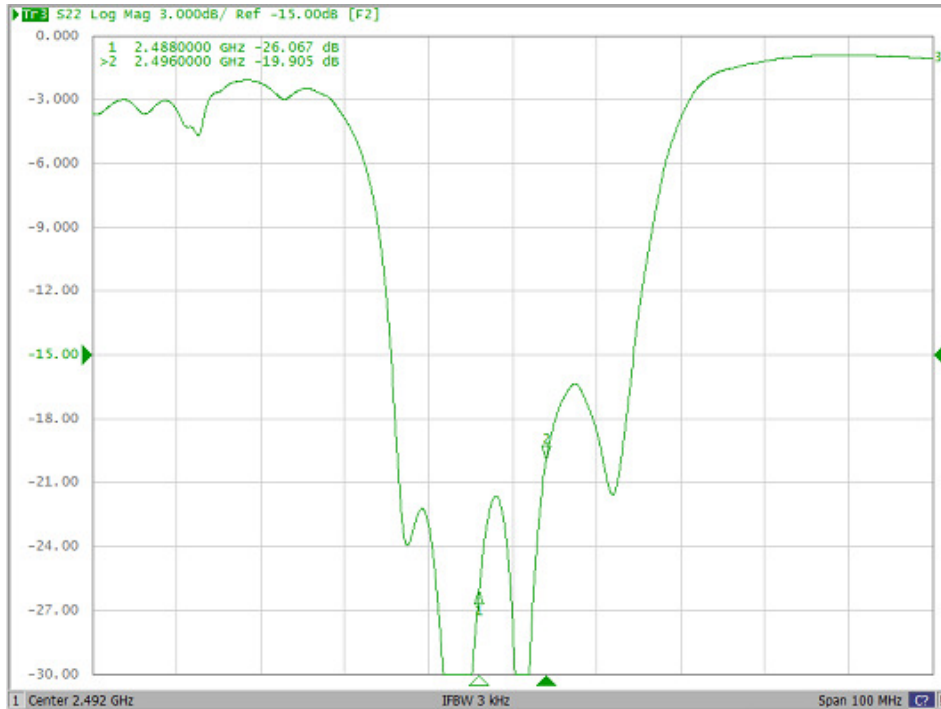


E. PCB Footprint :



F. Frequency Characteristics:





H. RECOMMENDED REFLOW PROFILE :

1. Preheating shall be fixed at 150~180°C for 60~90 seconds.
2. Ascending time to preheating temperature 150°C shall be 30 seconds min.
3. Heating shall be fixed at 220°C for 50~80 seconds and at 245~260°C peak (min. 10sec).
4. Time : 2 times.

