



TAI-SAW TECHNOLOGY CO., LTD.

No. 3, Industrial 2nd Rd., Ping-Chen Industrial District,
Taoyuan, 324, Taiwan, R.O.C.

TEL: 886-3-4690038 FAX: 886-3-4697532

E-mail: tstsales@mail.taisaw.com Web: www.taisaw.com

Product Specifications Approval Sheet


Product Name: SAW Filter 947.5 MHz 25 MHz Bw SMD 3.0X3.0mm

TST Parts No.: TA947GG

Customer Parts No.: _____

Customer signature required
Company: _____
Division: _____
Approved by : _____
Date: _____

Checked by: _____ Anne Chen 

Approved by: _____ Bob Chau 

Date: _____ 03, 11, 2013

1. Customer signed back is required before TST can proceed with sample build and receive orders.
2. Orders received without customer signed back will be regarded as agreement on the specifications.
3. Any specifications changes must be approved upon by both parties and a new revision of specifications shall be released to reflect the changes.



TAI-SAW TECHNOLOGY CO., LTD.

No. 3, Industrial 2nd Rd., Ping-Chen Industrial District,
Taoyuan, 324, Taiwan, R.O.C.

TEL : 886-3-4690038
http://www.taisaw.com

FAX : 886-3-4697532
E-mail : tstsales@mail.taisaw.com

SAW Filter 947.5 MHz 25 MHz Bw For GSM

MODEL NO.: TA947GG

REV. NO.:8

A. MAXIMUM RATING:

1. Input Power Level: +15 dB_m
2. DC voltage: -5 ~ +5V
3. Operating Temperature: -30°C ~ +85°C
4. Storage Temperature: -40°C ~ +85°C

RoHS Compliant
Lead free
Lead-free soldering

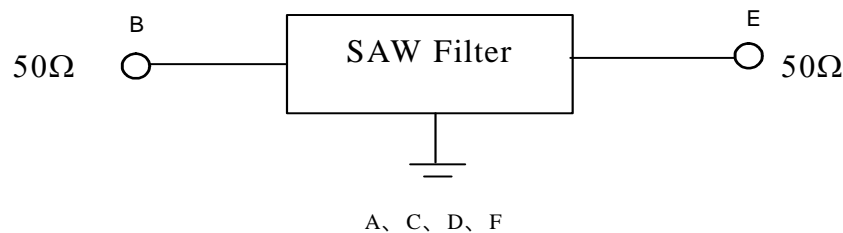
Electrostatic Sensitive Device (ESD)

B. ELECTRICAL CHARACTERISTICS:

Characteristics	Value			Note
	Min.	Typ.	Max.	
Center frequency F_c MHz	-	947.5	-	-
Insertion loss(935~960 MHz) I.L. dB	-	2.7	3.5	-
V.S.W.R(935~960 MHz) dB	-	1.6	2.3	-
Ripple(935~960 MHz) dB	-	0.6	1.4	-
Attenuation:(Reference level from 0 dB)				
1) D.C. ~ 871 MHz dB	50	62.1	-	-
2) 890 ~ 915 MHz dB	30	43.9	-	-
3) 980 ~ 1025 MHz dB	25	28.6	-	-
4) 1025 ~ 2000 MHz dB	45	54.1	-	-
5) 2000 ~ 3000 MHz dB	20	26.8	-	-
Impedance at F_c ; Input $Z_{IN}=R_{IN}/C_{IN}$	50Ω // 0 PF			1
Output $Z_{OUT}=R_{OUT}/C_{OUT}$	50Ω // 0 PF			1

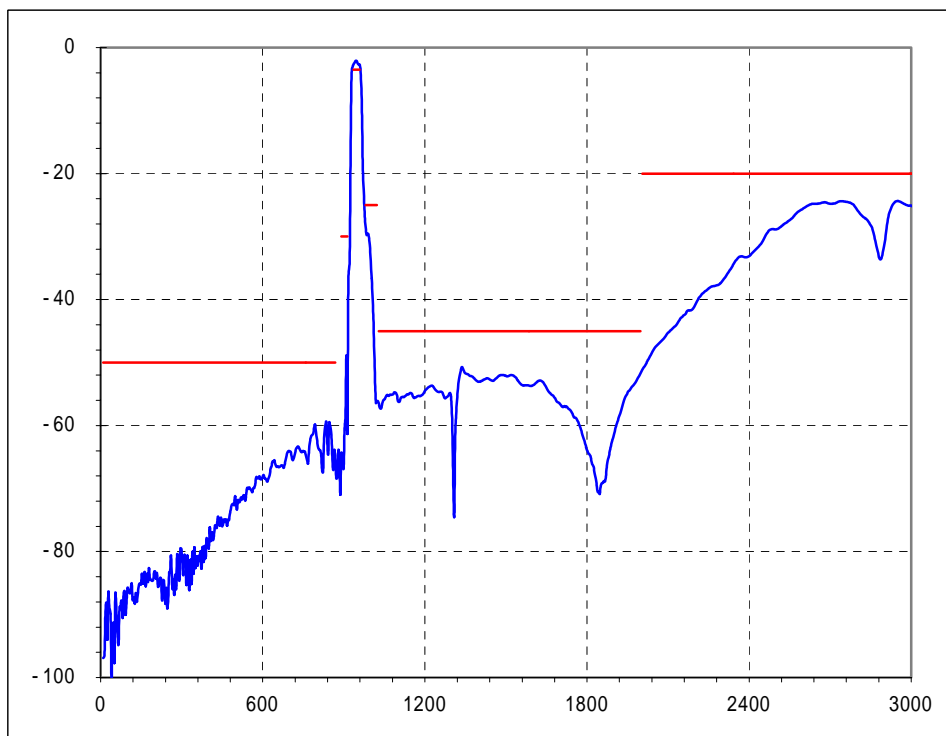
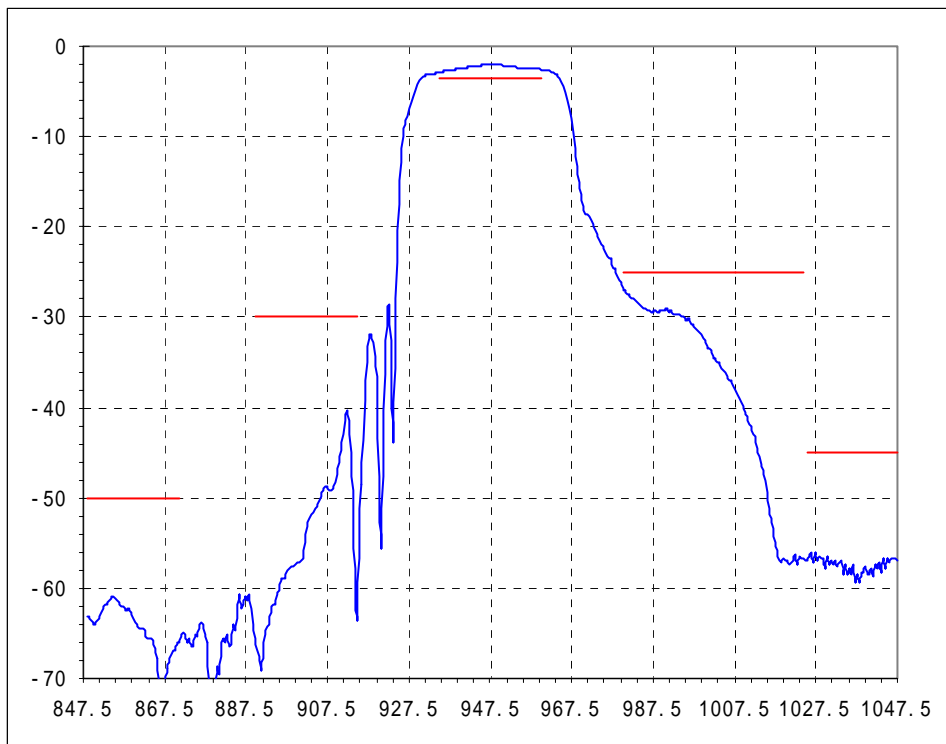
MEASUREMENT CIRCUIT:

Network analyzer

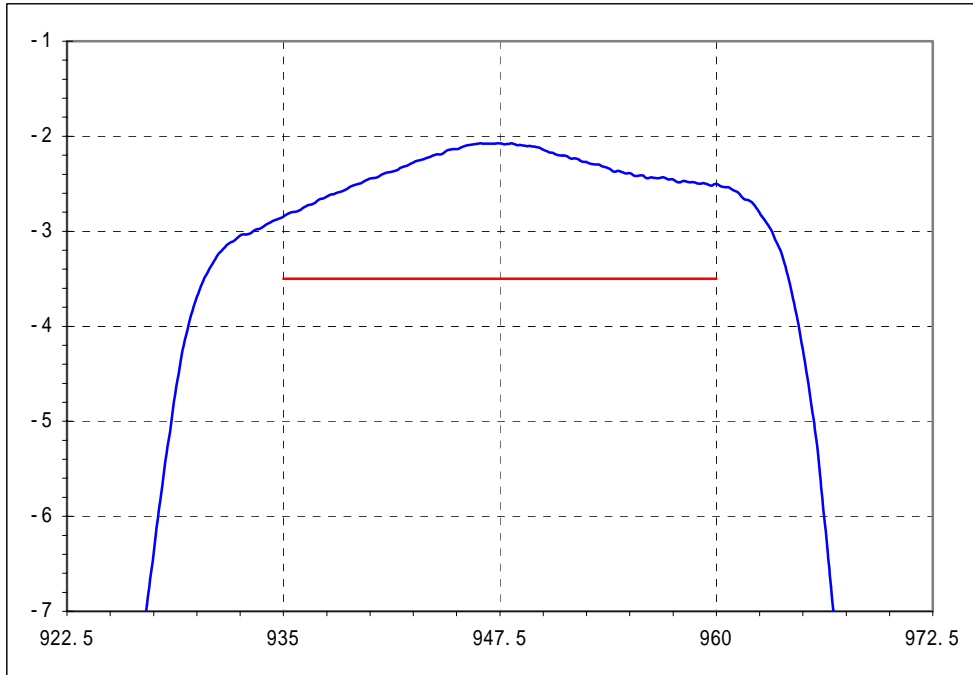


C. FREQUENCY CHARACTERISTICS:

1. wideband response:

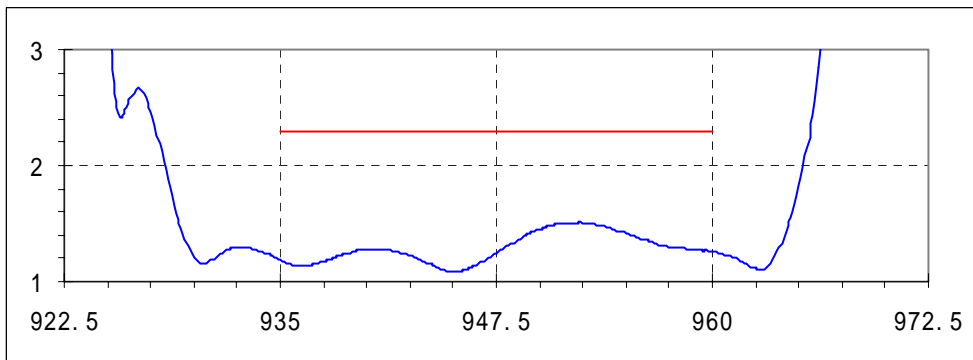


passband response:

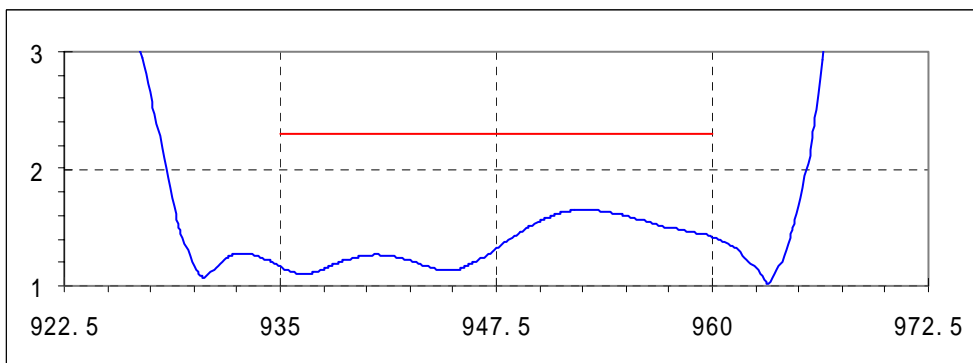


2. VSRW:

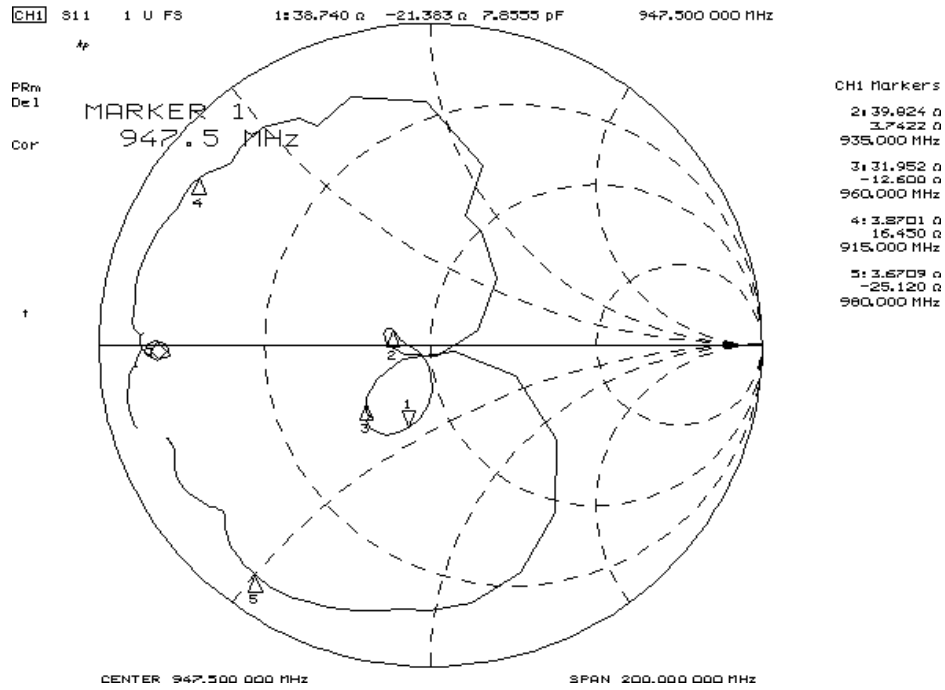
S11



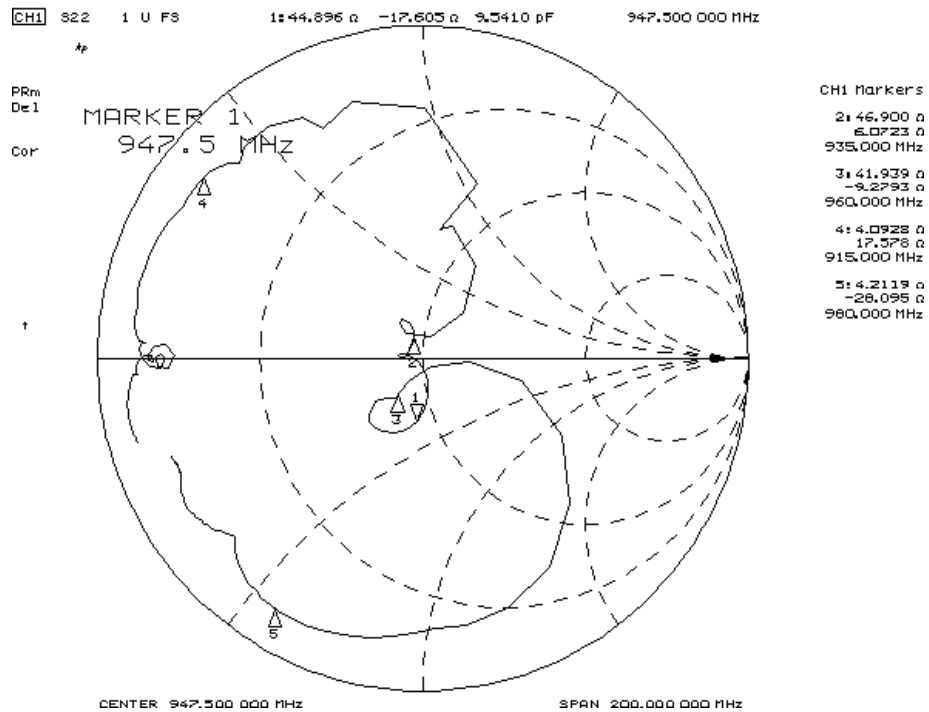
S22



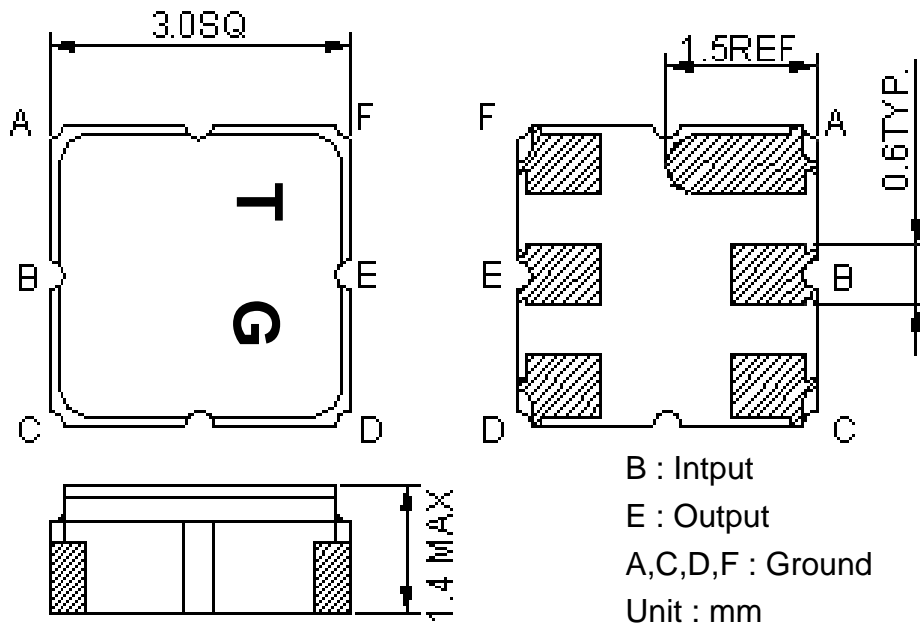
3. Smith chart of S11



4. Smith chart of S22



D. OUTLINE DRAWING:



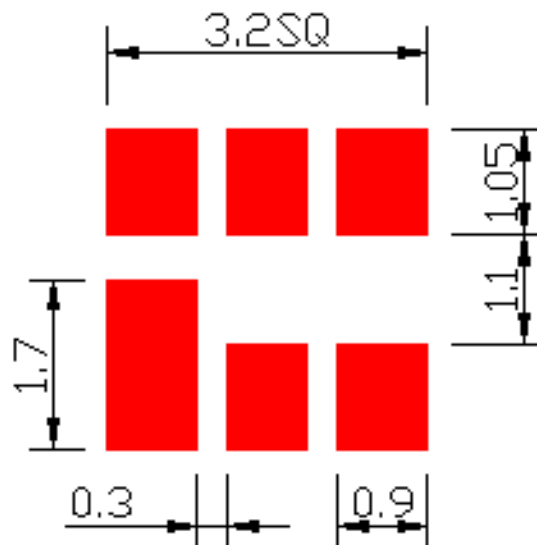
: Year Code (2011->1, 2012->2, ..., 2019->9)

: Date Code (Follow the table from planner each year)

Date Code Table

WK01	WK02	WK03	WK04	WK05	WK06	WK07	WK08	WK09	WK10	WK11	WK12	WK13
A	B	C	D	E	F	G	H	I	J	K	L	M
WK14	WK15	WK16	WK17	WK18	WK19	WK20	WK21	WK22	WK23	WK24	WK25	WK26
N	O	P	Q	R	S	T	U	V	W	X	Y	Z
WK27	WK28	WK29	WK30	WK31	WK32	WK33	WK34	WK35	WK36	WK37	WK38	WK39
a	b	c	d	e	f	g	h	i	j	k	l	m
WK40	WK41	WK42	WK43	WK44	WK45	WK46	WK47	WK48	WK49	WK50	WK51	WK52
n	o	p	q	r	s	t	u	v	w	x	y	z

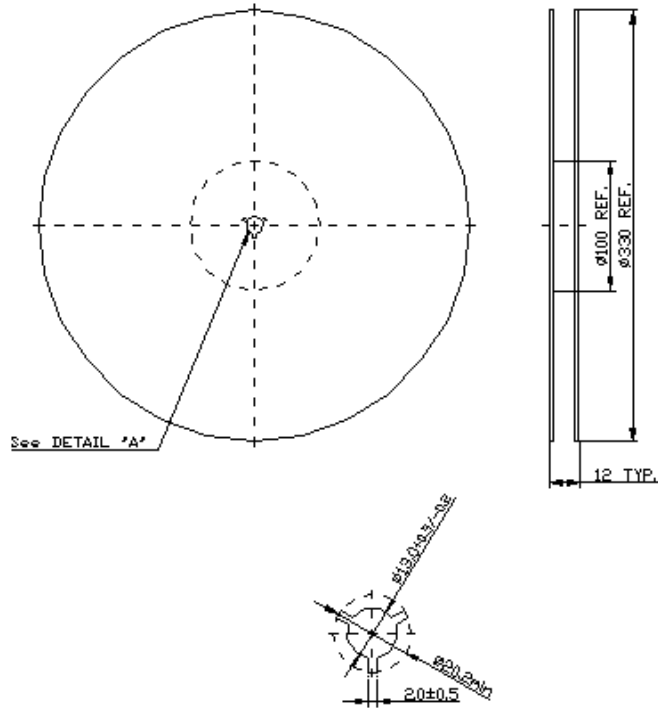
E. LAND PATTERN:



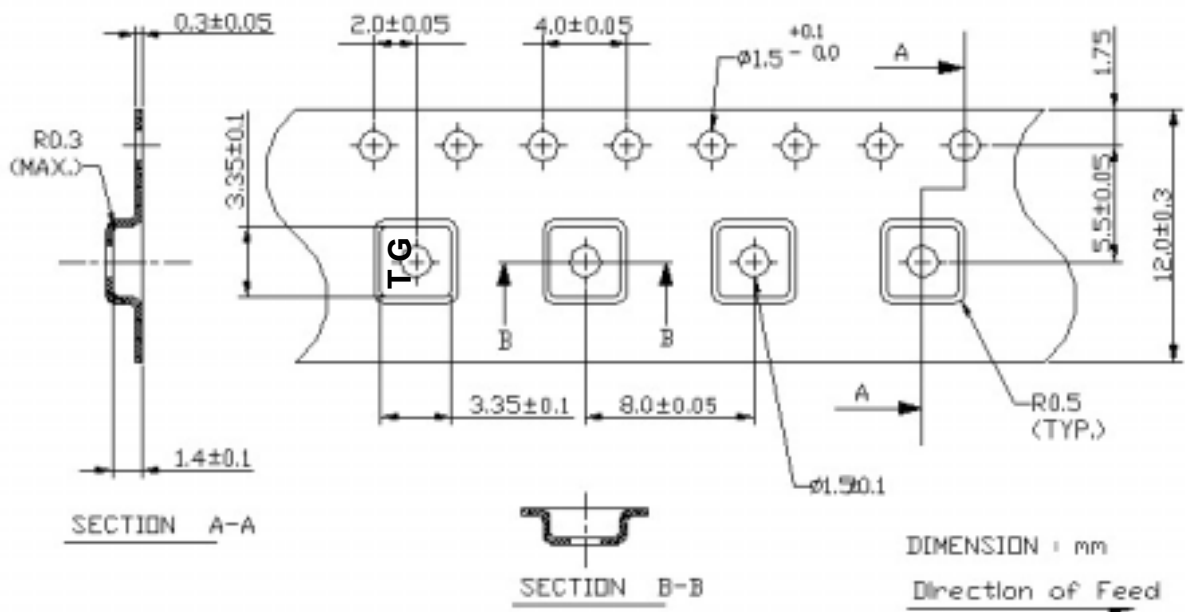
F. PACKING:

1. REEL DIMENSION

(Please refer to FR-75D10 for packing quantity)



TAPE DIMENSION



G. RECOMMENDED REFLOW PROFILE :

1. Preheating shall be fixed at 150~180 for 60~90 seconds.
2. Ascending time to preheating temperature 150 shall be 30 seconds min.
3. Heating shall be fixed at 220 for 50~80 seconds and at 245~260 peak (min. 10sec).
4. Time : 2 times.

