



TAI-SAW TECHNOLOGY CO., LTD.

No. 3, Industrial 2nd Rd., Ping-Chen Industrial District,
Taoyuan, 324, Taiwan, R.O.C.

TEL: 886-3-4690038 FAX: 886-3-4697532

E-mail: tstsales@mail.taisaw.com Web: www.taisaw.com

Product Specifications Approval Sheet

Product Description: 44MHz IF SAW Filter (BW=9.24 MHz)

TST Parts No.: TB0418A

Customer Parts No.: _____

Customer signature required
Company: _____
Division: _____
Approved by : _____
Date: _____

Checked by: _____ Ava Wang *Ava Wang*

Approved by: _____ Kazuma Lee *Kazuma Lee*

Date: _____ 2022/03/18

1. Customer signed back is required before TST can proceed with sample build and receive orders.
2. Orders received without customer signed back will be regarded as agreement on the specifications.
3. Any specifications changes must be approved upon by both parties and a new revision of specifications shall be released to reflect the changes.



TAI-SAW TECHNOLOGY CO., LTD.

No.3, Industrial 2nd Rd., Ping-Chen Industrial District,
Tao-Yuan, 324, Taiwan, R.O.C.

TEL: 886-3-4690038 FAX: 886-3-4697532

E-mail: tstsales3@mail.taisaw.com Web: www.taisaw.com

SAW Filter 44MHz (SMD 13.3x6.5 mm)

Model No.: TB0418A

Rev. No.:3.0

A. MAXIMUM RATING:

1. Input Power Level: 10 dBm
2. Operating Temperature: -30°C to +80°C
3. Storage Temperature: -40°C to +85°C
4. Moisture Sensitivity Level: Level 1 (MSL 1)

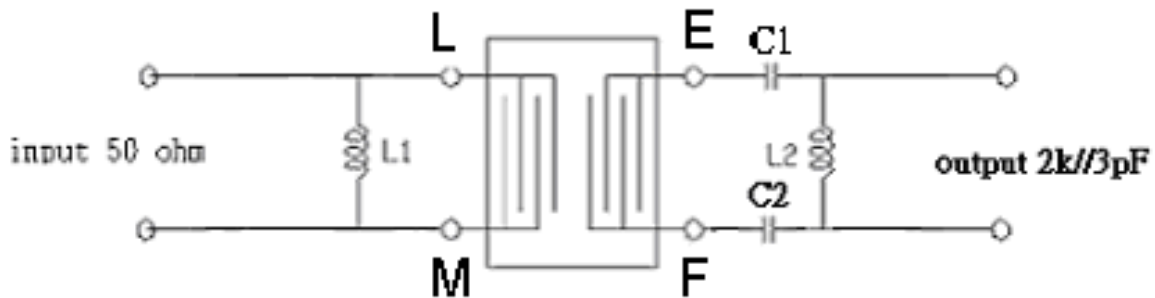


Electrostatic Sensitive Device

B. ELECTRICAL CHARACTERISTICS :

Item	Unit	Min.	Type.	Max.
Center frequency, F_c	MHz	-	44	-
Insertion Loss, IL	dB	-	14.5	18
1 dB Bandwidth	MHz	-	9.4	-
3 dB Bandwidth	MHz	9.24	9.8	
Pass band Ripple F_c±4.2MHz	dB	-	0.8	1.2
Relative Attenuation F_c±5.76MHz	dB	15	24	
Relative Attenuation F_c±10.0MHz	dB	40	50	
Relative Attenuation 25.0MHz to 34.0MHz	dB	42.5	58	
Relative Attenuation 54MHz to 61.5MHz	dB	42.5	50	
Temp Coefficient	ppm/K		-94	

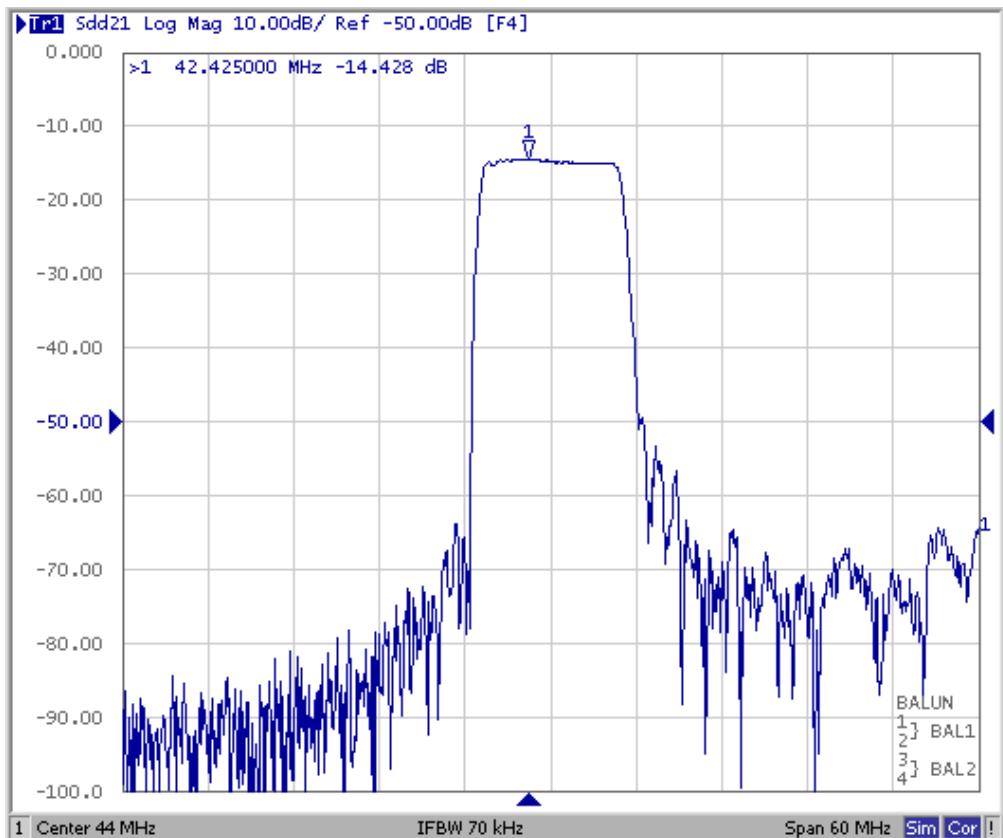
C. MATCHING CIRCUIT:



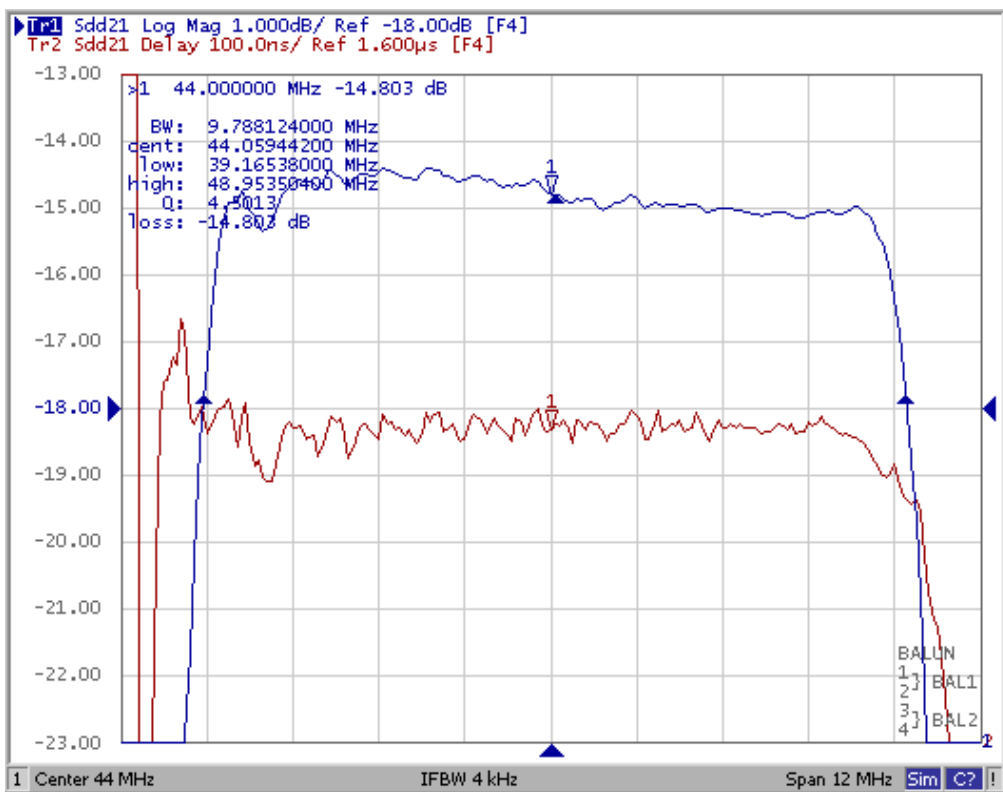
L1=180nH, L2=820nH, C1=C2=47pF

D. FREQUENCY CHARACTERISTICS:

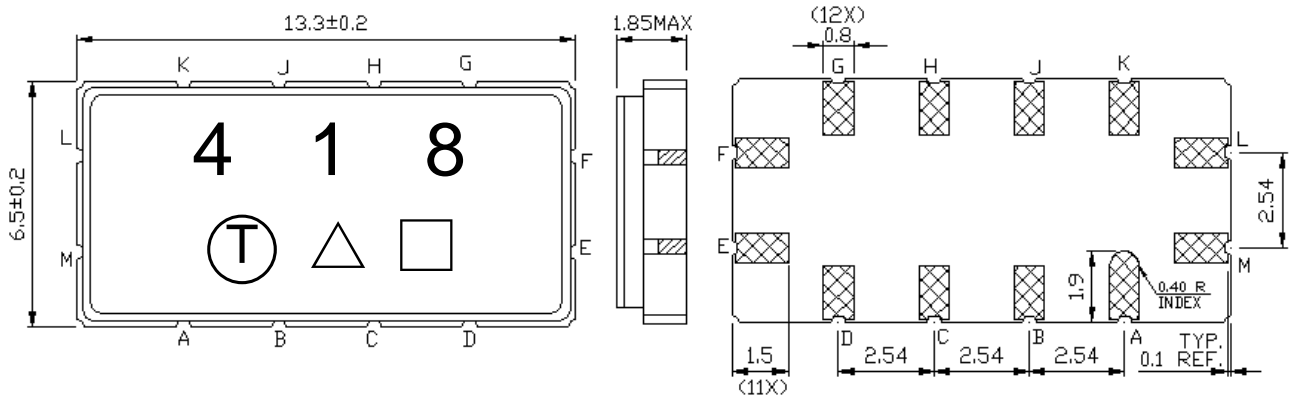
(1) wide band Response:(span 60MHz)



(2) Pass band Response and Group Delay Variation: (span 12MHz)



E. OUTLINE DRAWING:



Pin L=M: RF input

Pin E=F: RF output

Pin A, B, C, D, G, H, J, K: To be Ground

□ : Week Code (Follow the table from planner each year)

Unit : mm

△ : Product / Year Code

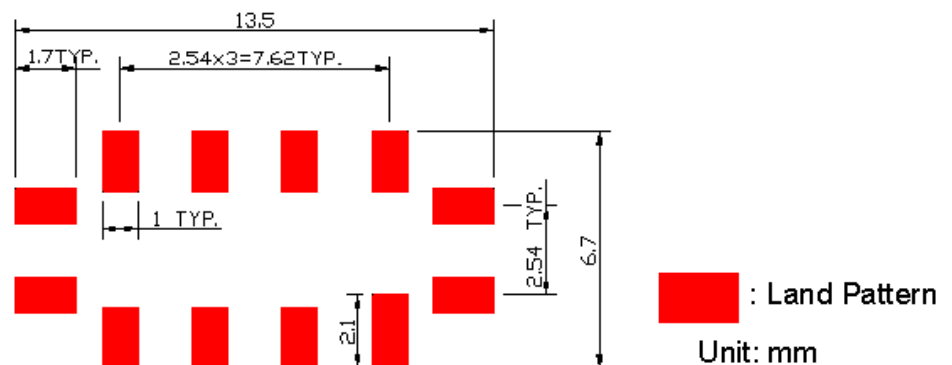
Product Code Table - 4year cycle

Year	2021 2025	2022 2026	2023 2027	2024 2028
Product Code	B	b	<u>B</u>	<u>b</u>

Week Code Table

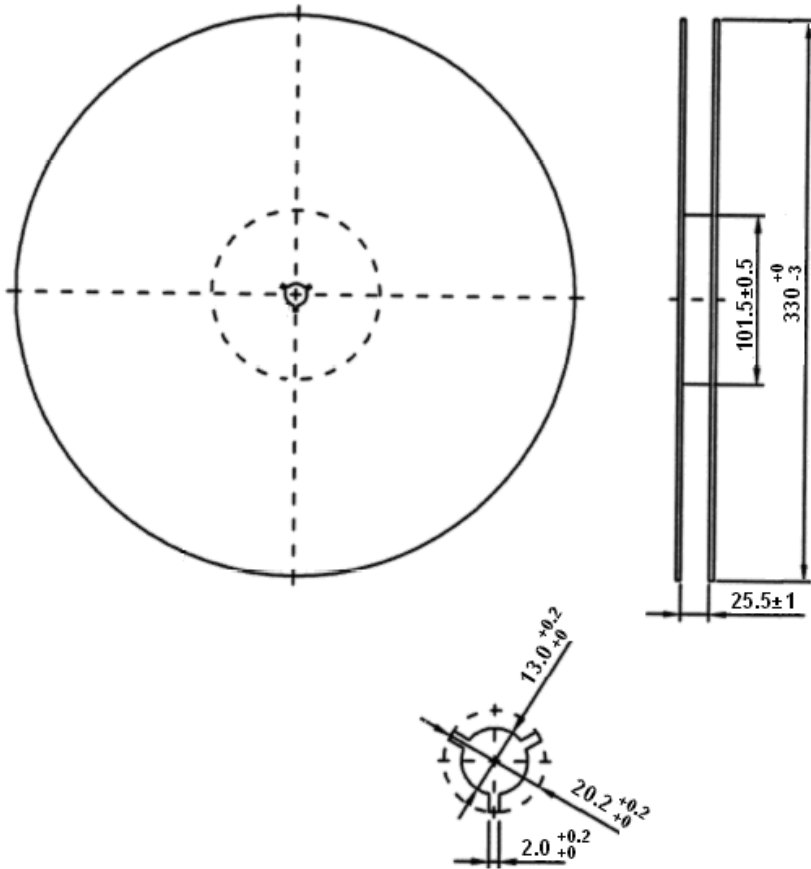
WK01	WK02	WK03	WK04	WK05	WK06	WK07	WK08	WK09	WK10	WK11	WK12	WK13
A	B	C	D	E	F	G	H	I	J	K	L	M
WK14	WK15	WK16	WK17	WK18	WK19	WK20	WK21	WK22	WK23	WK24	WK25	WK26
N	O	P	Q	R	S	T	U	V	W	X	Y	Z
WK27	WK28	WK29	WK30	WK31	WK32	WK33	WK34	WK35	WK36	WK37	WK38	WK39
a	b	c	d	e	f	g	h	i	j	k	l	m
WK40	WK41	WK42	WK43	WK44	WK45	WK46	WK47	WK48	WK49	WK50	WK51	WK52
n	o	p	q	r	s	t	u	v	w	x	y	z

F. PCB FOOTPRINT:



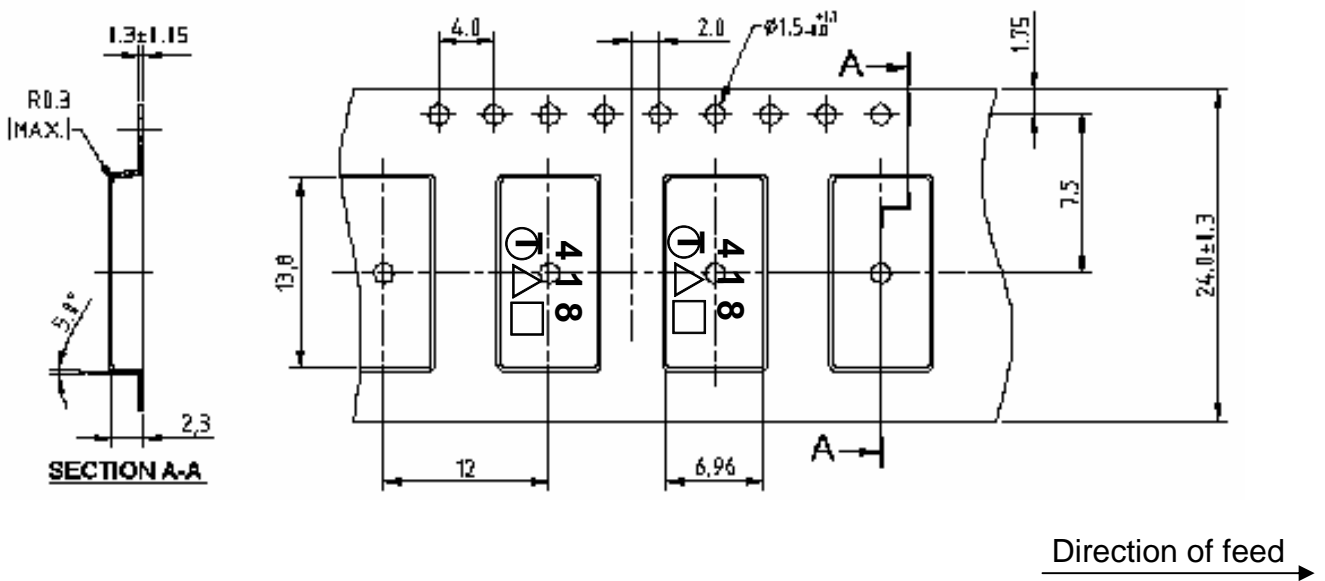
G. PACKING:

(1) REEL DIMENSION: (Please refer to FR-75D10 for packing quantity)



Unit: mm

(2) TYPE DIMENSION:



H. RECOMMENDED REFLOW PROFILE:

1. Preheating shall be fixed at 150~180°C for 60~90 seconds.
2. Ascending time to preheating temperature 150°C shall be 30 seconds min.
3. Heating shall be fixed at 220°C for 50~80 seconds and at 260°C +0/-5°C peak (20~40sec).
4. Time: 2 times.

