



TAI-SAW TECHNOLOGY CO., LTD.

No. 3, Industrial 2nd Rd., Ping-Chen Industrial District,
Taoyuan, 324, Taiwan, R.O.C.

TEL: 886-3-4690038 FAX: 886-3-4697532

E-mail: tstsales@mail.taisaw.com Web: www.taisaw.com

Approval Sheet For Product Specification

Issued Date: February, 15, 2008

Product Name: SAW Filter 283.5MHz SMD 5X7 mm

TST Parts No.: :TB0613A

Customer Parts No.: _____

Company: _____
Division: _____
Approved by : _____
Date: _____

Checked by: Paul Ni

Approval by: Francis Chen

Date: 2008/2/15



TAI-SAW TECHNOLOGY CO., LTD.

No. 3, Industrial 2nd Rd., Ping-Chen Industrial District,
Taoyuan, 324, Taiwan, R.O.C.

TEL: 886-3-4690038 FAX: 886-3-4697532

E-mail: tstsales@mail.taisaw.com Web: www.taisaw.com

SAW Filter 283.5 MHz

MODEL NO.: TB0613A

REV. NO.:1

A. MAXIMUM RATING:

1. Input Power Level: 10 dB_m
2. DC voltage: 5 V
3. Operating Temperature: : -20°C to +60°C
4. Storage Temperature: -40°C to +85°C

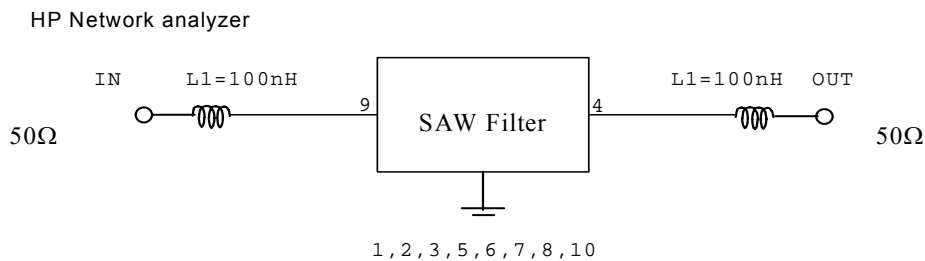
RoHS Compliant
Lead free
Lead-free soldering

B. ELECTRICAL CHARACTERISTICS:

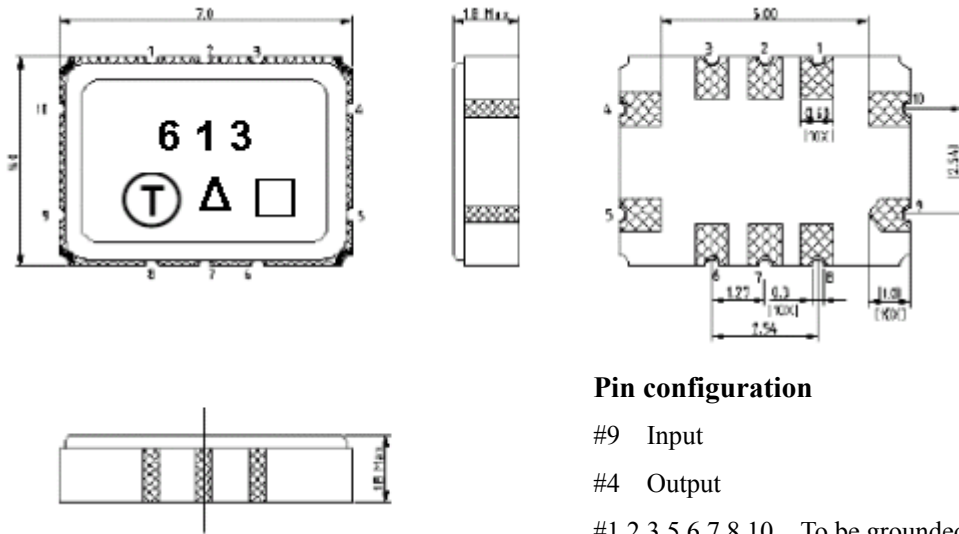
Item	Unit	Min.	Typ.	Max.
Center frequency Fc	MHz	-	283.5	-
Minimum Insertion Loss, (Fc ±50KHz) IL	dB	-	4.2	6.5
Passband Ripple (Fc ±50KHz)	dB	-	0.6	2.0
Group delay ripple (Fc ±50KHz), GD	μs	-	0.9	3.0
Attenuation (Reference level from 0 dB)				
Fc – 25 to Fc – 1.6 MHz	dB	50	65.0	-
Fc – 1.6 to Fc – 0.6 MHz	dB	28	64.7	-
Fc + 0.6 to Fc + 1.6 MHz	dB	28	63.7	-
Fc + 1.6 to Fc + 25 MHz	dB	50	63.0	-

C. MEASUREMENT CIRCUIT:

50 Ohm Test circuit (single-ended / single-ended)



D.OUTLINE DRAWING:



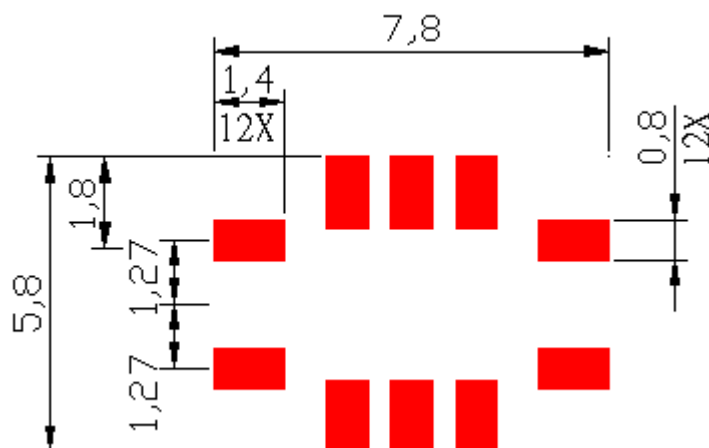
Pin configuration

- #9 Input
- #4 Output
- #1,2,3,5,6,7,8,10 To be grounded
- Δ Year Code
- Date code
- Unit mm

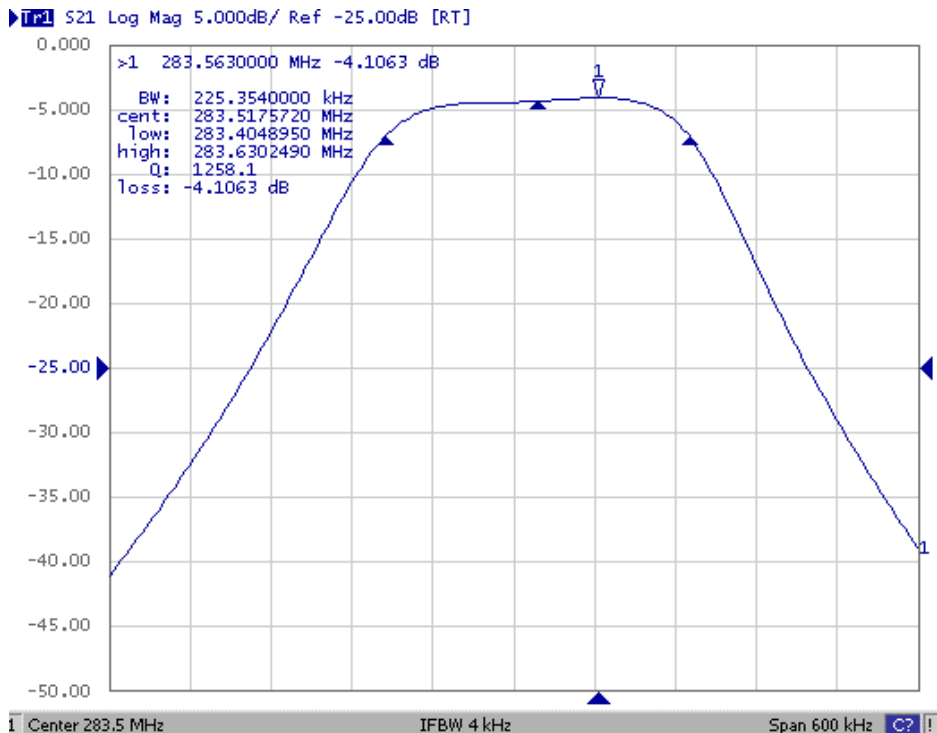
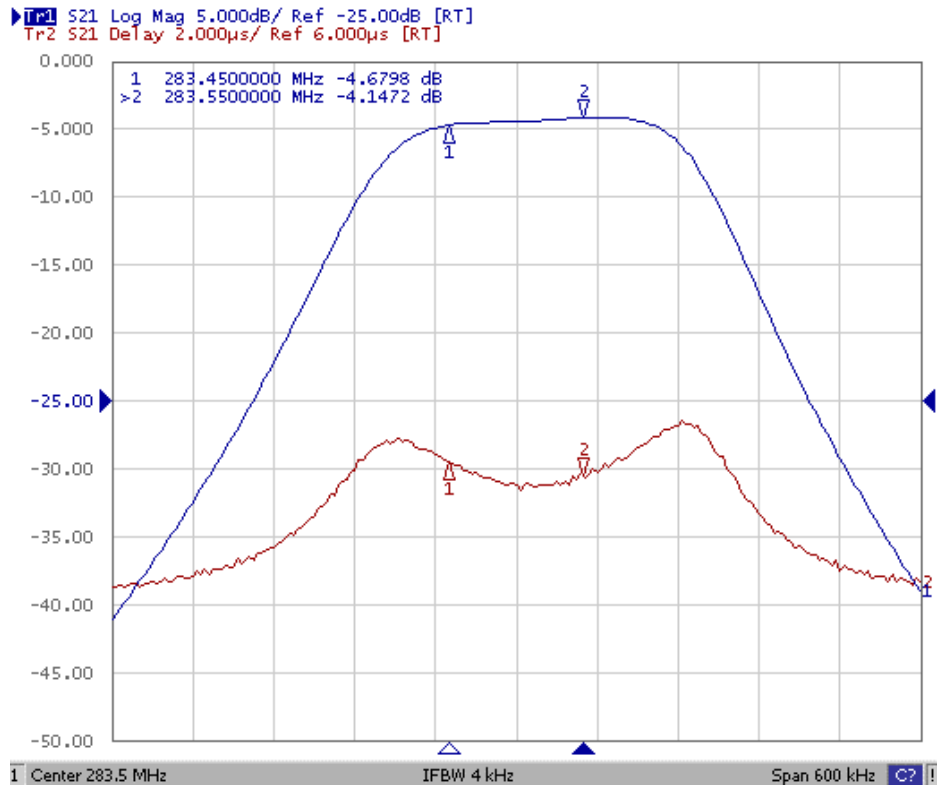
Δ Product Year Code

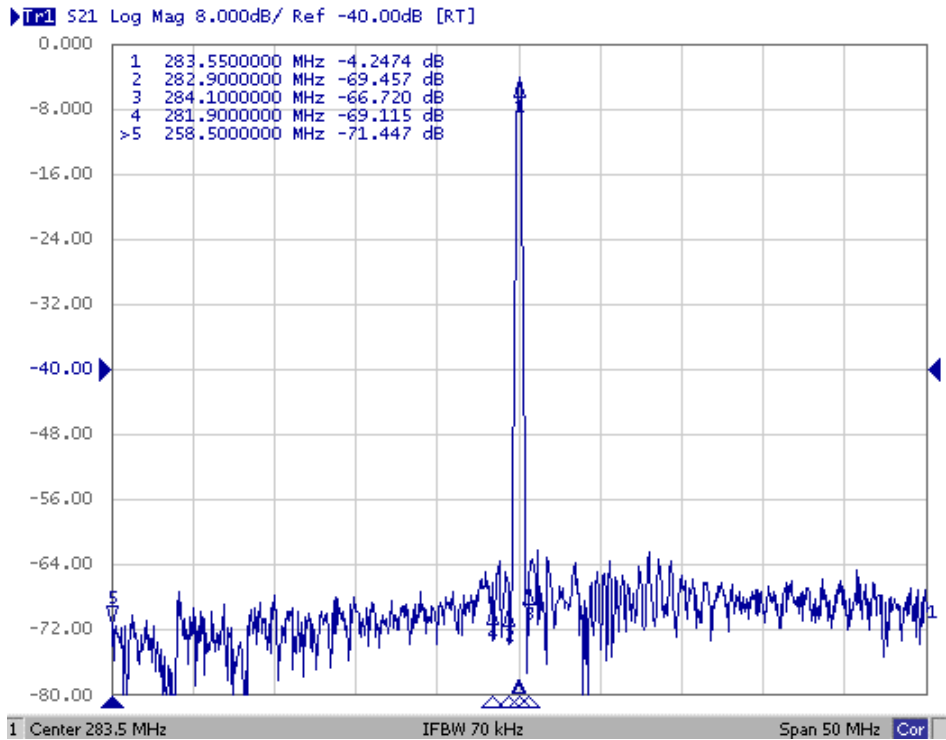
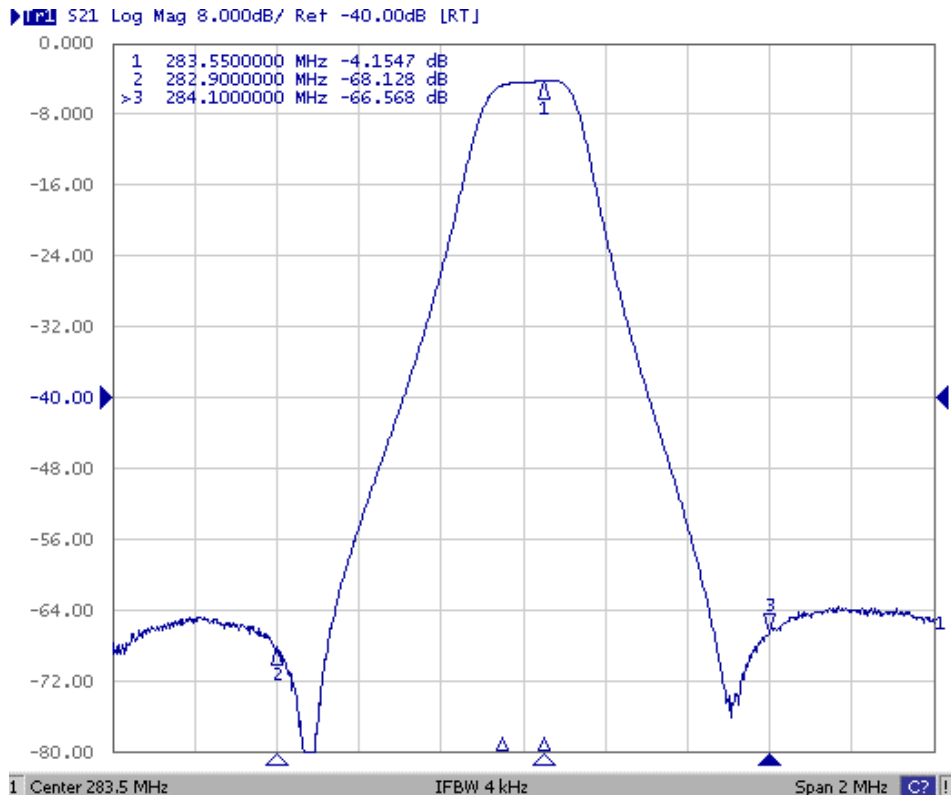
Year	2001 2005	2002 2006	2003 2007	2004 2008
Product Code	B	b	<u>B</u>	<u>b</u>

E. PCB Footprint:



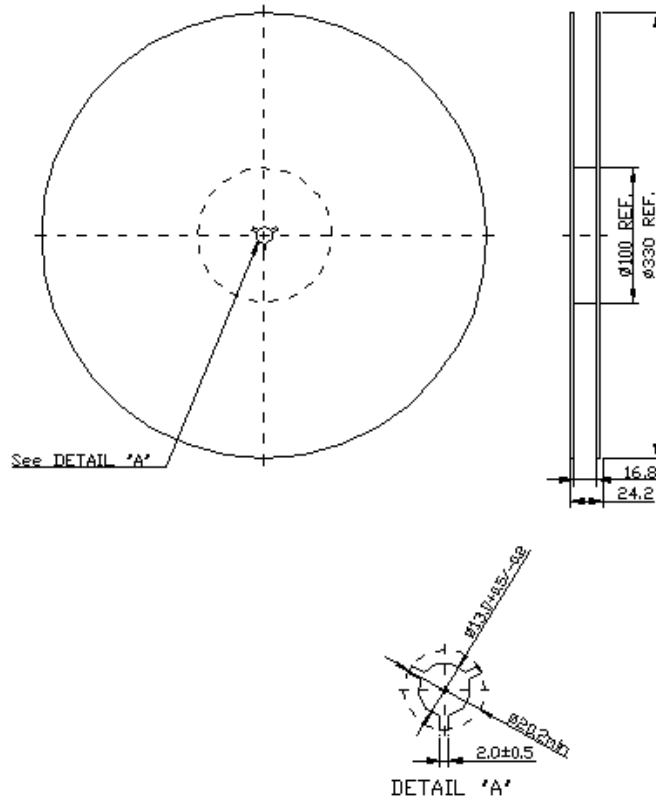
F. Frequency Characteristics :



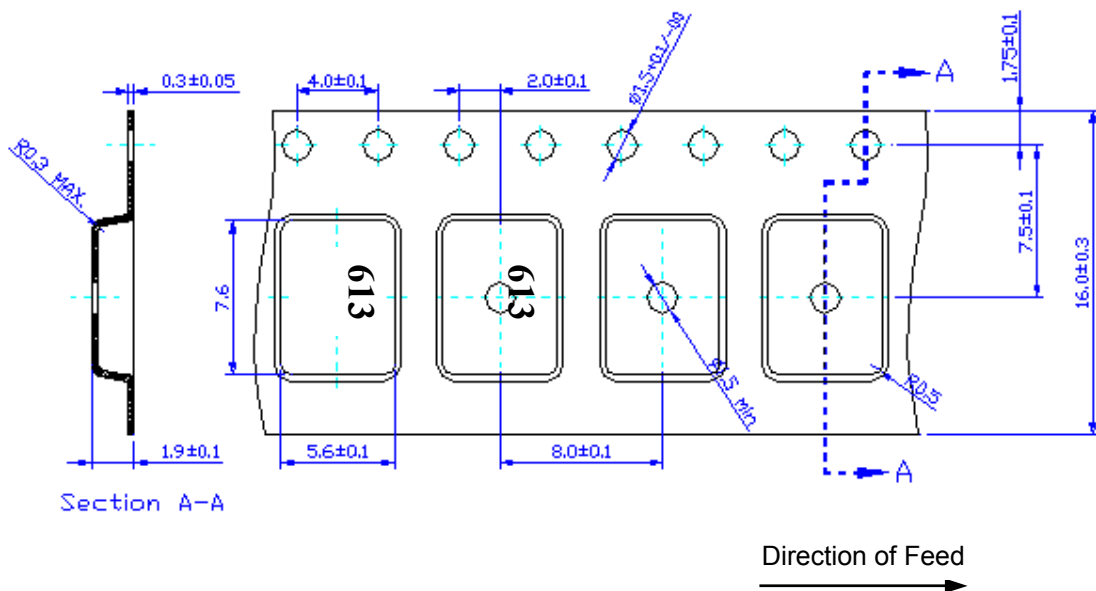


G. PACKING:

1. REEL DIMENSION



2. TAPE DIMENSION



H.RECOMMENDED REFLOW PROFILE:

