



TAI-SAW TECHNOLOGY CO., LTD.

No. 3, Industrial 2nd Rd., Ping-Chen Industrial District,
Taoyuan, 324, Taiwan, R.O.C.

TEL: 886-3-4690038 FAX: 886-3-4697532

E-mail: ttsales@mail.taisaw.com Web: www.taisaw.com

Product Specifications Approval Sheet

Product Description: SAW Filter 109 MHz SMD 9.1x7.1 mm (BW=35 KHz)

TST Part No.: TB0768C

Customer Part No.: _____

Customer signature required
Company: _____
Division: _____
Approved by : _____
Date: _____

Checked by: _____ David Chang *David*

Approved by: _____ Andy Yu *Andy Yu*

Date: _____ 2018/12/06

1. Customer signed back is required before TST can proceed with sample build and receive orders.
2. Orders received without customer signed back will be regarded as agreement on the specifications.
3. Any specifications changes must be approved upon by both parties and a new revision of specifications shall be released to reflect the changes.



TAI-SAW TECHNOLOGY CO., LTD.

No. 3, Industrial 2nd Rd., Ping-Chen Industrial District,
Taoyuan, 324, Taiwan, R.O.C.

TEL: 886-3-4690038 FAX: 886-3-4697532

E-mail: tstsales@mail.taisaw.com Web: www.taisaw.com

SAW Filter 109 MHz

MODEL NO.:TB0768C

REV. NO.:1

A. MAXIMUM RATING:

1. Input Power Level: 10 dBm
2. DC Voltage : 5V
3. Operating Temperature: -30°C to 75°C
4. Storage Temperature: -40°C to 85°C
5. Moisture Sensitivity Level: Level 1(MSL1)

RoHS Compliant
Lead free
Lead-free soldering

Electrostatic Sensitive Device (ESD)

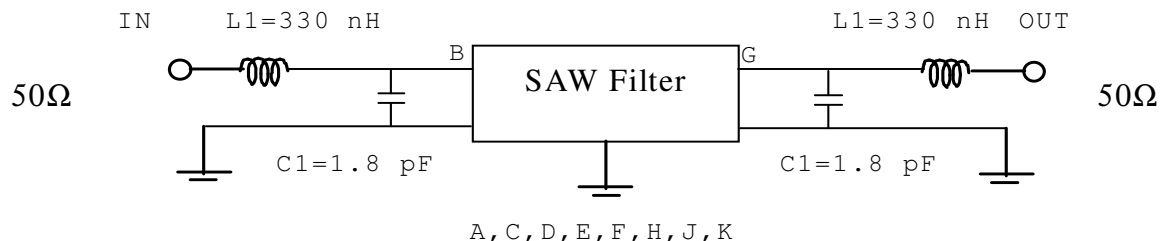
B. ELECTRICAL CHARACTERISTICS:

Item	Unit	Min.	Type.	Max.	
Center frequency	Fc	MHz	-	109	-
Minimum Insertion Loss (Fc±17.5KHz)	IL	dB	-	2.4	6
3 dB bandwidth	BW ₃	KHz	35	72	-
Passband Ripple (Fc±17.5KHz)		dB	-	0.7	4.2
Group delay ripple (Fc±17.5KHz)	GD	µs	-	4	12
Relative Attenuation					
Fc ±200 KHz		dB	50	64	-
Fc ±500 KHz		dB	40	55	-
Temperature coefficient of frequency	TCf		-0.036 ppm/K ²		

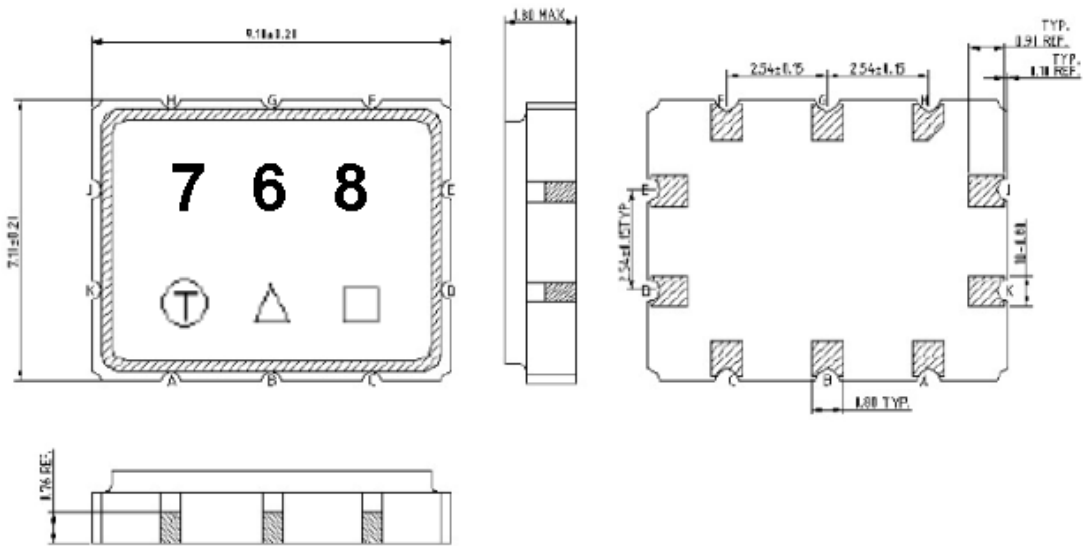
C. MEASUREMENT CIRCUIT:

50 Ohm Test circuit (single-ended / single-ended)

HP Network analyzer



D. OUTLINE DRAWING:



Pin configuration

#B Input / Output

#G Output / Input

#A,C,D,E,F,H,J,K To be grounded

Unit : mm

□ : Week Code (Follow the table from planner each year)

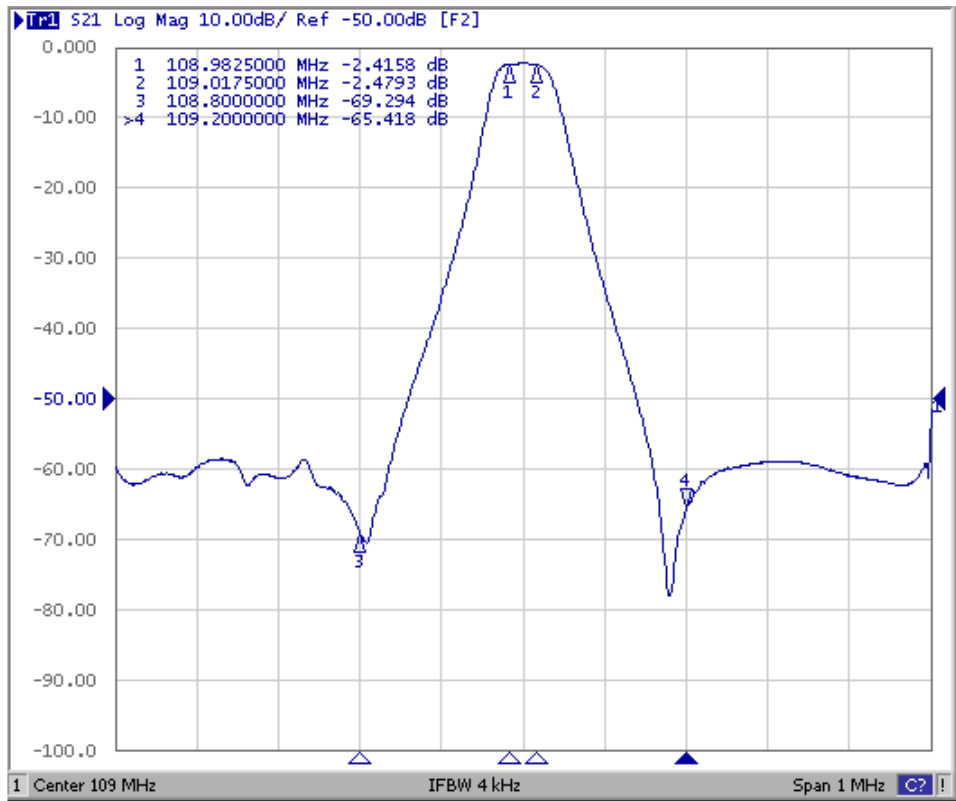
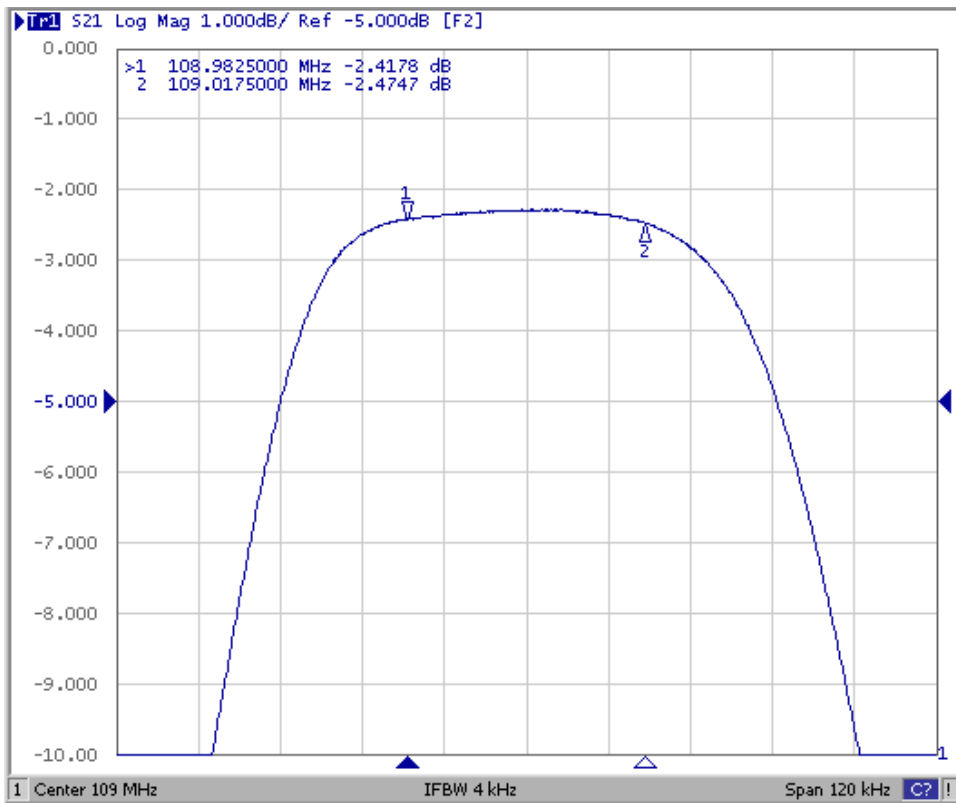
△ : Product / Year Code

Year	2013 2017	2014 2018	2015 2019	2016 2020
Product Code	B	b	<u>B</u>	<u>b</u>

Date Code Table:

WK01	WK02	WK03	WK04	WK05	WK06	WK07	WK08	WK09	WK10	WK11	WK12	WK13
A	B	C	D	E	F	G	H	I	J	K	L	M
WK14	WK15	WK16	WK17	WK18	WK19	WK20	WK21	WK22	WK23	WK24	WK25	WK26
N	O	P	Q	R	S	T	U	V	W	X	Y	Z
WK27	WK28	WK29	WK30	WK31	WK32	WK33	WK34	WK35	WK36	WK37	WK38	WK39
a	b	c	d	e	f	g	h	i	j	k	l	m
WK40	WK41	WK42	WK43	WK44	WK45	WK46	WK47	WK48	WK49	WK50	WK51	WK52
n	o	p	q	r	s	t	u	v	w	x	y	z

E. Frequency Characteristics:



G. Recommended Reflow Profile:

1. Preheating shall be fixed at 150~180°C for 60~90 seconds.
2. Ascending time to preheating temperature 150°C shall be 30 seconds min.
3. Heating shall be fixed at 220°C for 50~80 seconds and at 260°C+0/-5°C peak (20~40sec).
4. Time: 2 times.

