



TAI-SAW TECHNOLOGY CO., LTD.

No. 3, Industrial 2nd Rd., Ping-Chen Industrial District,
Taoyuan, 324, Taiwan, R.O.C.

TEL: 886-3-4690038 FAX: 886-3-4697532

E-mail: tstsales@mail.taisaw.com Web: www.taisaw.com

Product Specifications Approval Sheet

Product Description: SAW DPX 831.5 / 876.5MHz Band 26 SMD 1.8X1.4 mm(BW=34.52 MHz)

TST Part No.: TF0137C

Customer Part No.: _____

Customer signature required
Company: _____
Division: _____
Approved by : _____
Date: _____

Checked by: _____ Nina Chen *Nina Chen*

Approved by: _____ Kazuma Lee *Kazuma Lee*

Date: _____ 2023/04/01

1. Customer signed back is required before TST can proceed with sample build and receive orders.
2. Orders received without customer signed back will be regarded as agreement on the specifications.
3. Any specifications changes must be approved upon by both parties and a new revision of specifications shall be released to reflect the change



TAI-SAW TECHNOLOGY CO., LTD.

No. 3, Industrial 2nd Rd., Ping-Chen Industrial District,
Taoyuan, 324, Taiwan, R.O.C.

TEL: 886-3-4690038 FAX: 886-3-4697532

E-mail: tstsales@mail.taisaw.com Web: www.taisaw.com

SAW DPX 831.5 / 876.5MHz Band 26 SMD 1.8X1.4mm (BW=34.52 MHz)

MODEL NO.:TF0137C

REV.2.0

A. MAXIMUM RATING:

1. Operating temperature range: -40 °C to +85 °C
2. Storage temperature range: -40 °C to +85 °C
3. Input power : 29dB (Ta=+50°C,5000h,WCDMA modulation)
4. Maximum DC Voltage: +/-3 V
5. Moisture Sensitivity Level: Level 1 (MSL 1)
6. ESD 100V(MM) 200V(HBM)

RoHS Compliant

Lead-free soldering

Electrostatic Sensitive Device (ESD)

B. ELECTRICAL CHARACTERISTICS:

Terminating impedance (Tx Port): 50+5.1nH Ω(Single-ended)

Terminating impedance (Rx Port): 50 Ω (Differential)

Terminating impedance (Ant Port): 50//8.2nH Ω(Single-ended)

Tx to ANT (f_{T0}=831.5 MHz)

Parameters		Description	Unit	Min	Typ	Max	Remarks
Insertion Loss		815 ~ 845MHz	dB(*1)	-	1.3	2.5	
		814.24 ~ 815MHz	dB(*1)		1.4	2.6	
		845 ~ 848.76MHz	dB(*1)		1.9	3.2	
Amplitude ripple		814.24 ~ 848.76MHz	dB	-	1.2	2.2	
VSWR	Tx	814.24 ~ 848.76MHz	-	-	1.6	2.0	
	ANT	814.24 ~ 848.76MHz	-	-	1.5	2.0	

Attenuation:

10 ~ 494 MHz	dB	35	41	-	
494 ~ 804 MHz	dB	18	37	-	
859.24 ~ 893.76 MHz	dB	42	56	-	
1475.9 ~ 1698 MHz	dB	35	40	-	
1710 ~ 2494 MHz	dB	30	35	-	
3256 ~ 4245 MHz	dB	20	27	-	
4884 ~ 6000 MHz	dB	35	44	-	
6512 ~ 6792 MHz	dB	15	28	-	
7326 ~ 7641 MHz	dB	12	26	-	

(*1) Specification of insertion loss excludes loss that comes from the test board

ANT to Rx ($f_{T0}=876.5$ MHz)

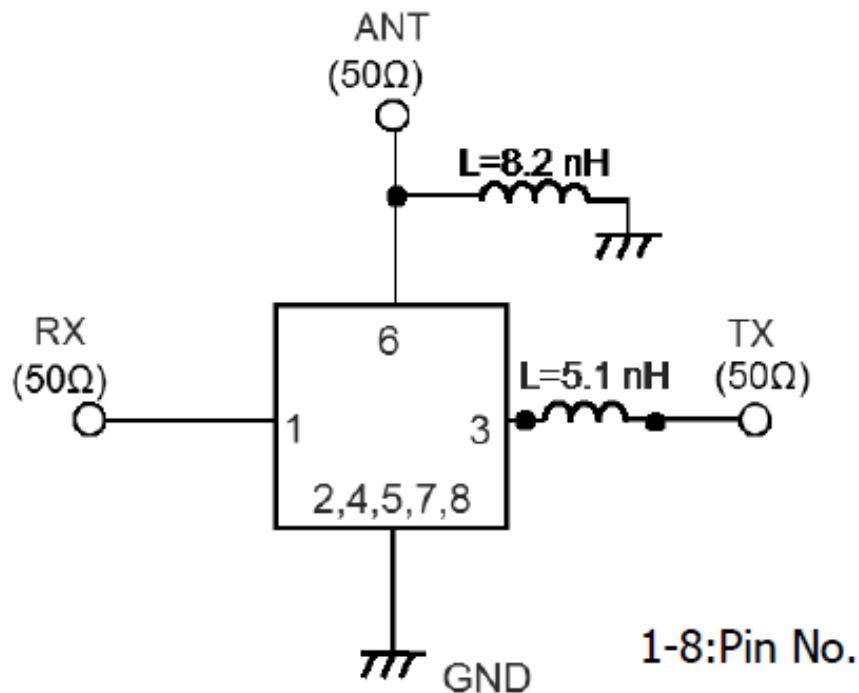
Parameters Description		Unit	Min	Typ	Max	Remarks	
Insertion Loss		859.24 ~ 893.76 MHz	dB(*1)	-	2.0	3.8	
Amplitude ripple		859.24 ~ 893.76 MHz	dB	-	1.0	3.2	
VSWR	ANT	859.24 ~ 893.76 MHz	-	1.8	2.2		
	Rx		-	1.8	2.5		
Attenuation:							
1 ~ 447 MHz			dB	50	75	-	
814.24 ~ 848.76 MHz			dB	45	55	-	
909 ~ 979 MHz			dB	10	22	-	
1427 ~ 2500 MHz			dB	45	50	-	
2577 ~ 6000 MHz			dB	38	47	-	
6013 ~ 6258 MHz			dB	20	44	-	

Tx to Rx

Isolation	814.24 ~ 848.76 MHz	dB	52	60	-	
	859.24 ~ 893.76 MHz	dB	50	57	-	

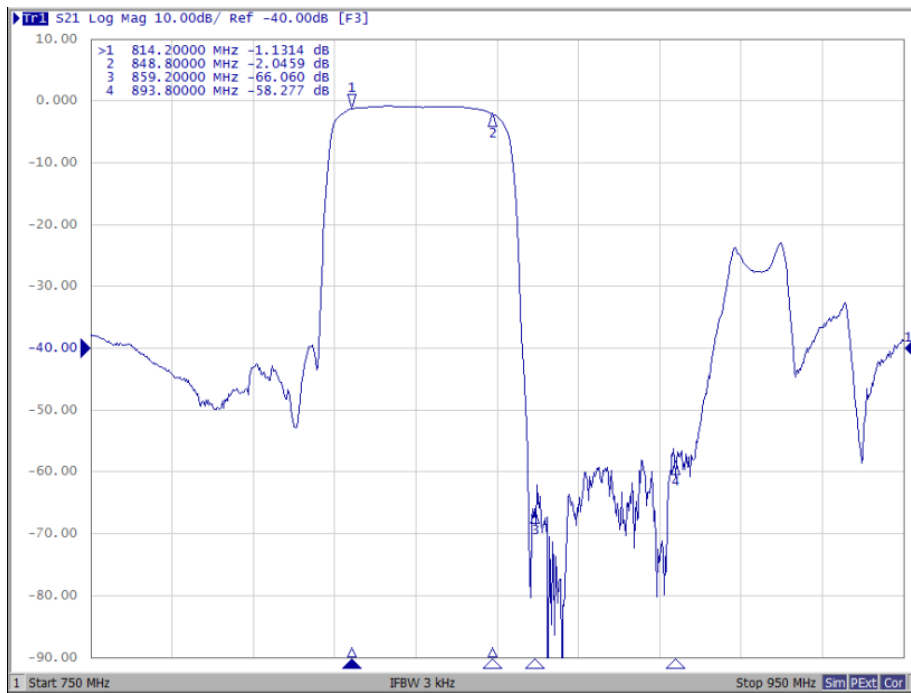
(*1) Specification of insertion loss excludes loss that comes from the test board.

C.EVALUATION CIRCUIT:

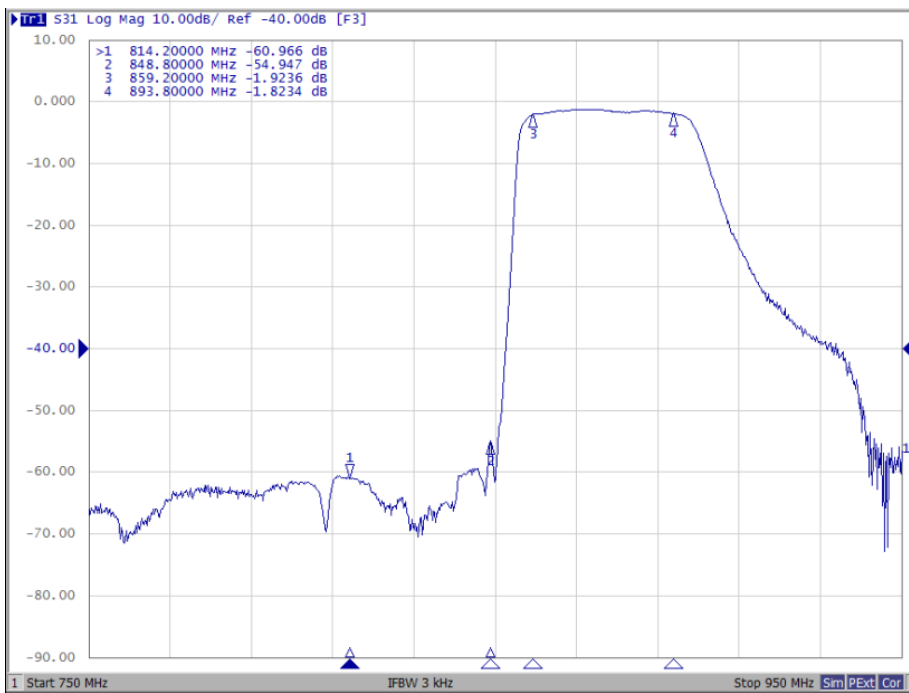


D. FREQUENCY CHARACTERISTICS:

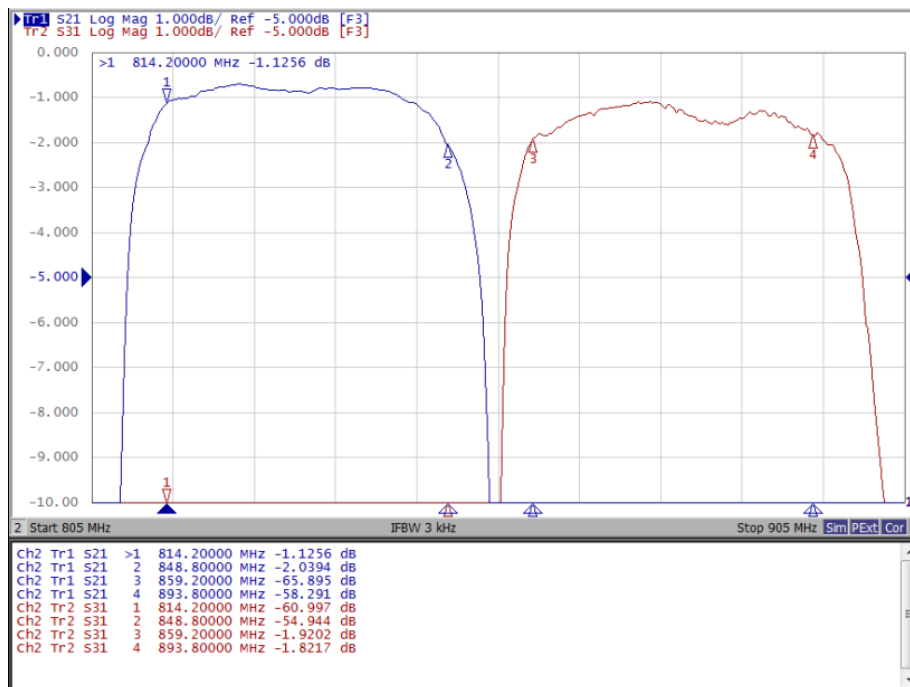
Tx to Ant



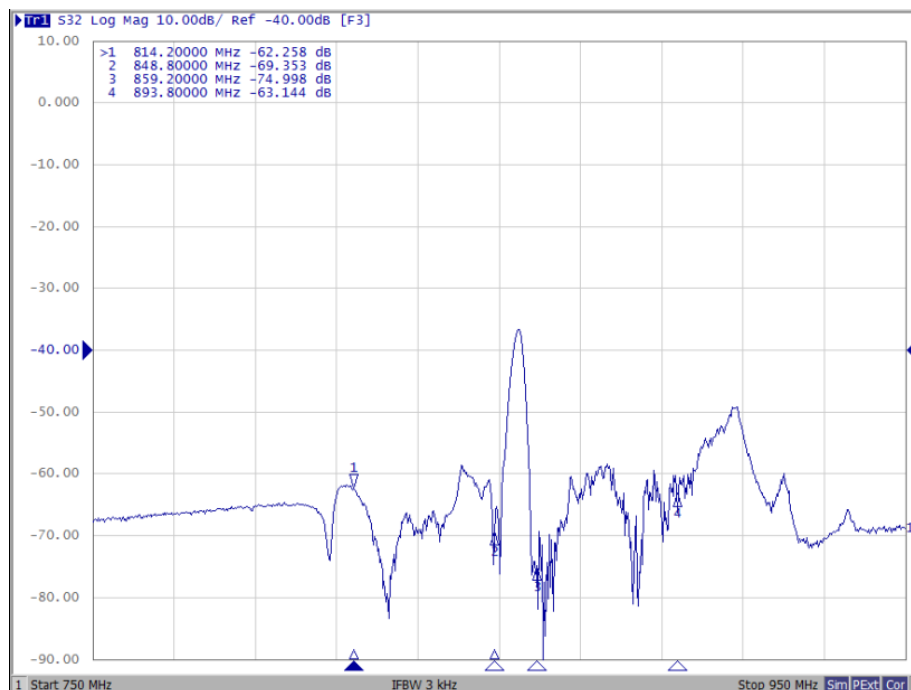
Ant to Rx



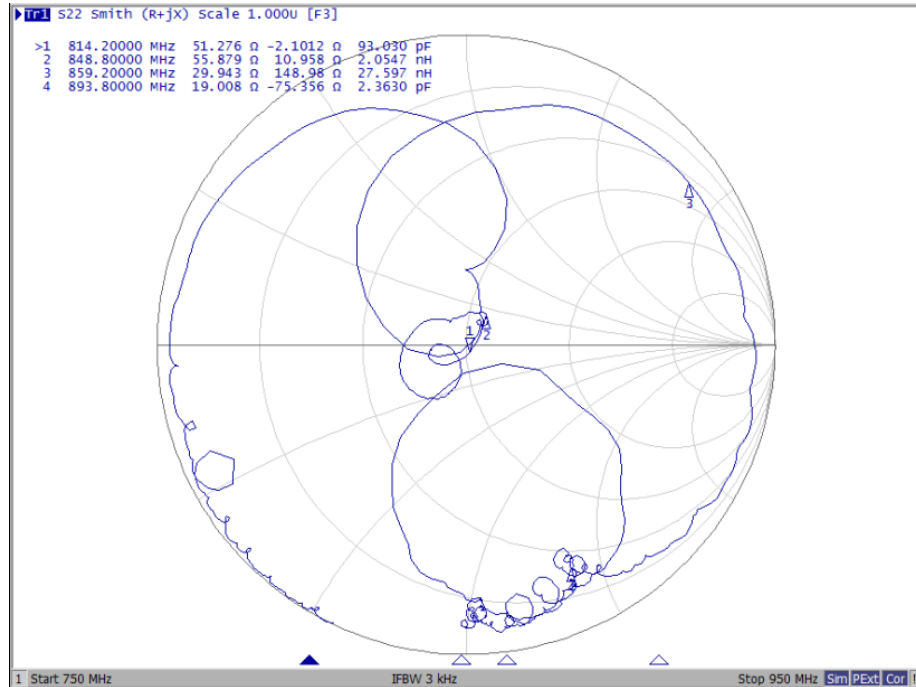
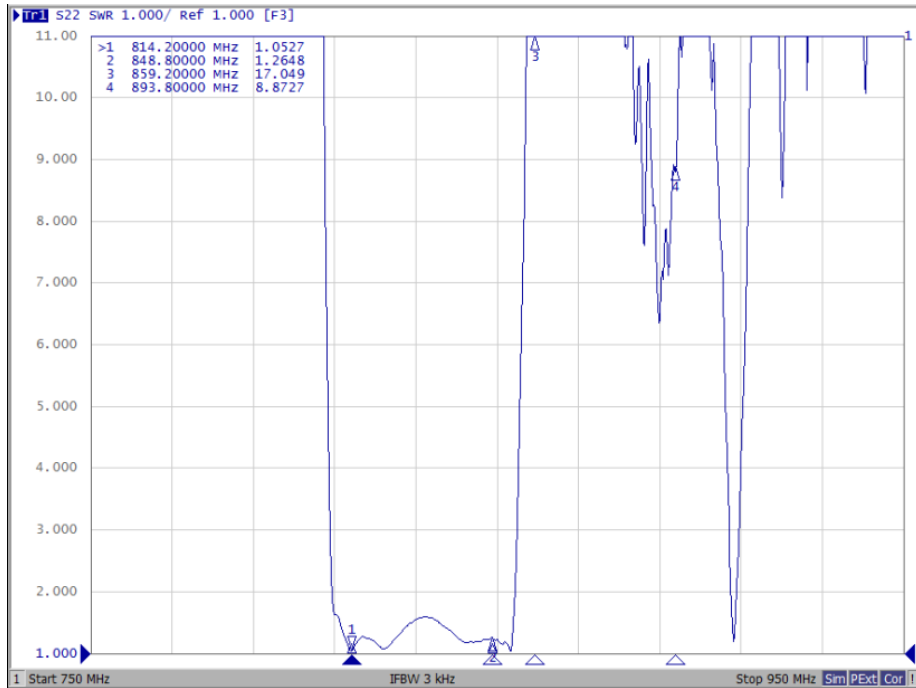
Tx to Ant, Ant to Rx



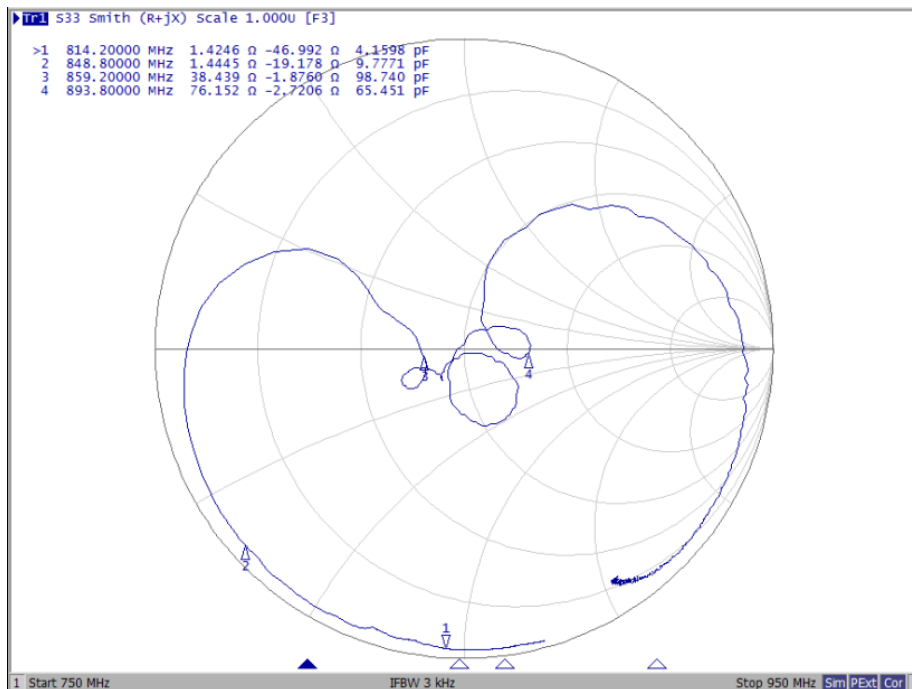
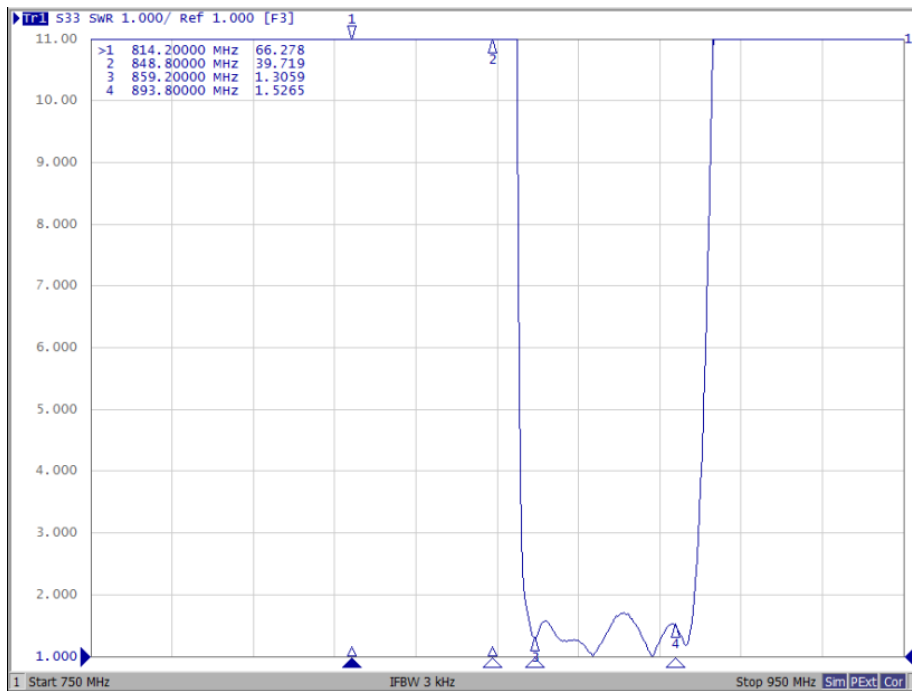
Tx to Rx Isolation



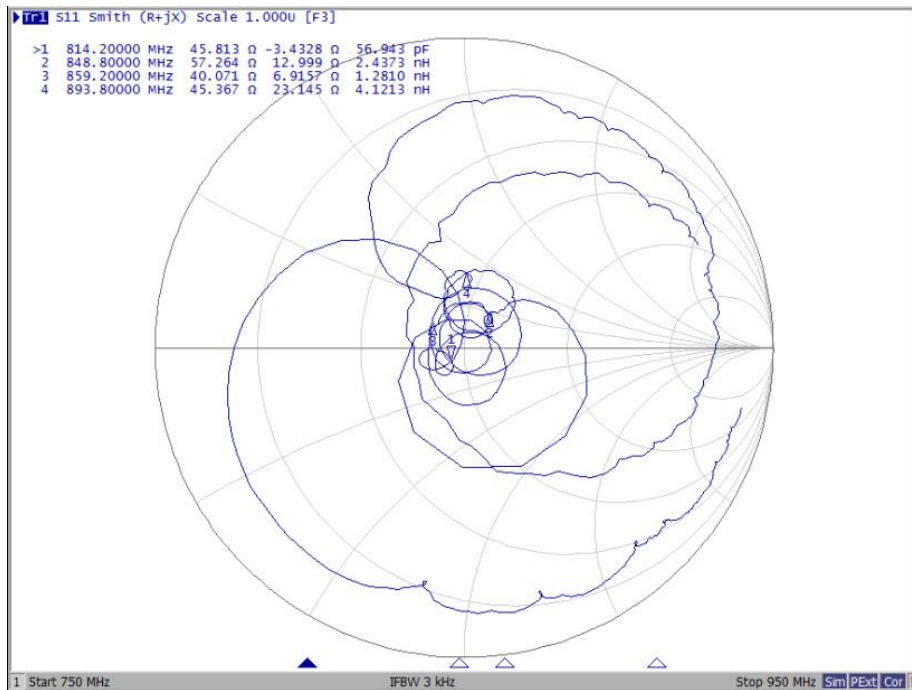
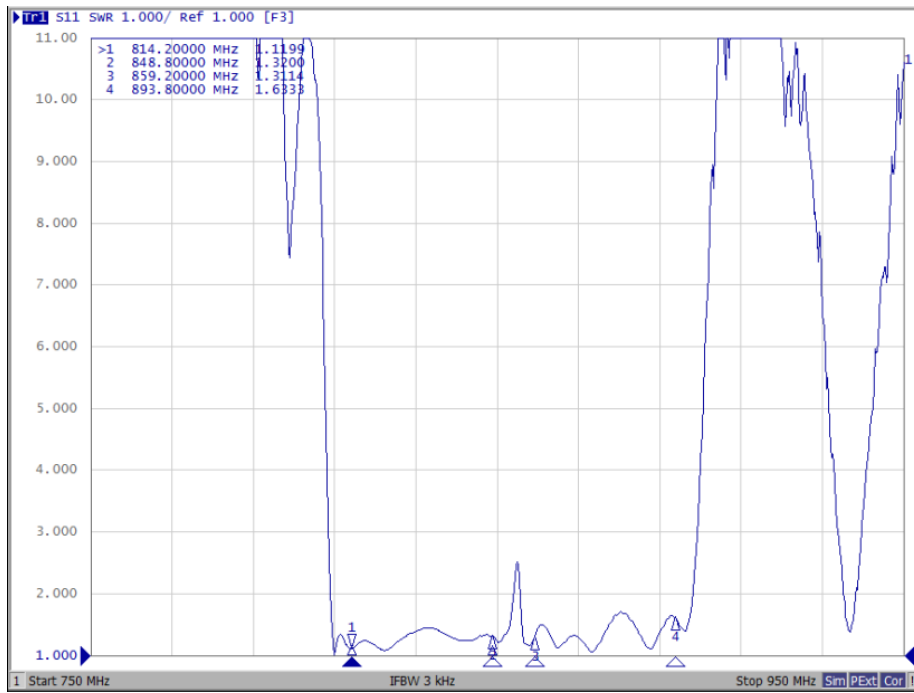
Tx Port



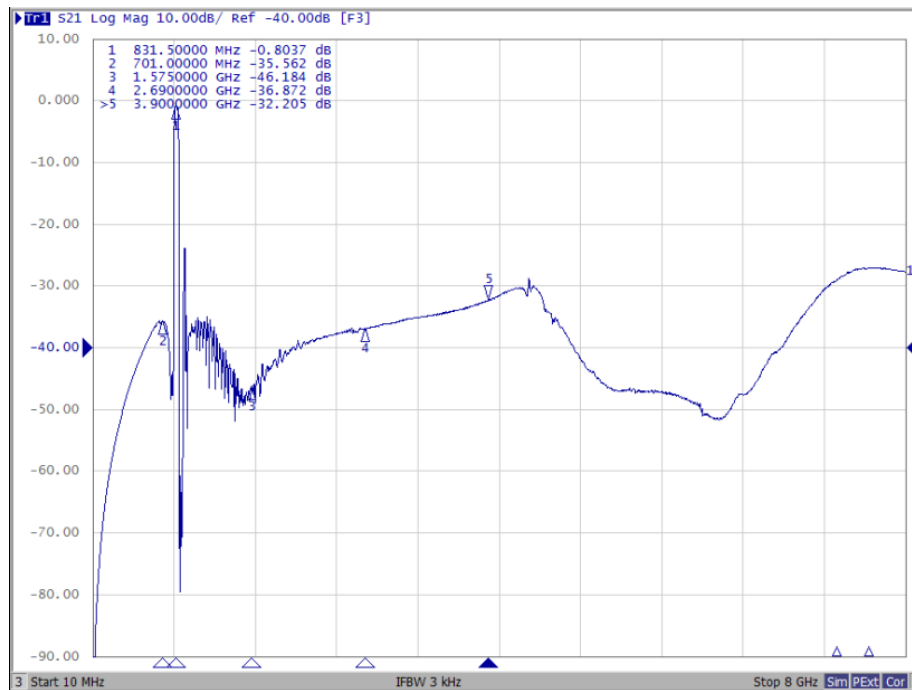
Rx Port



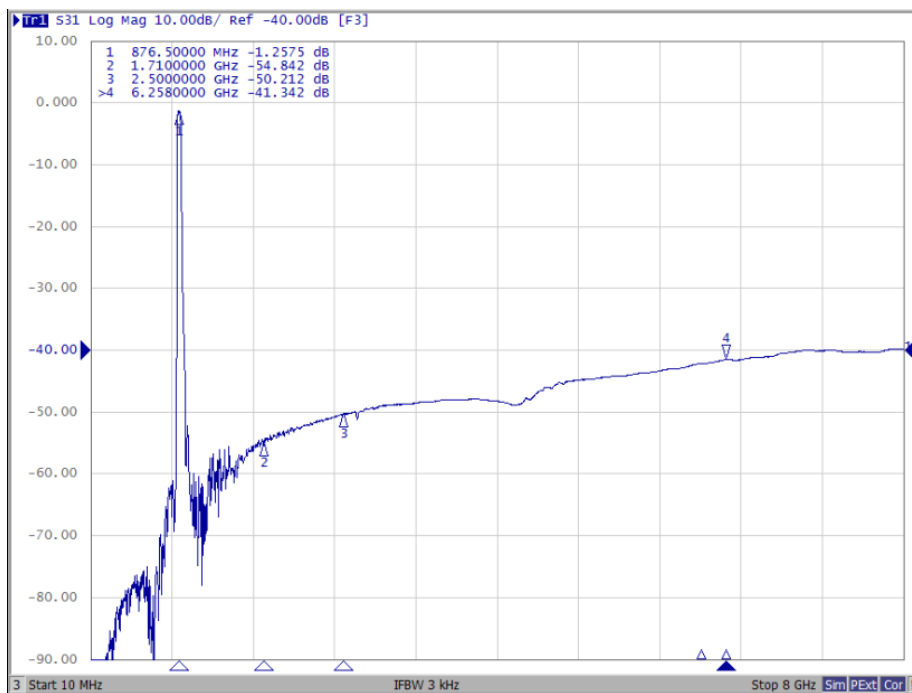
Ant Port



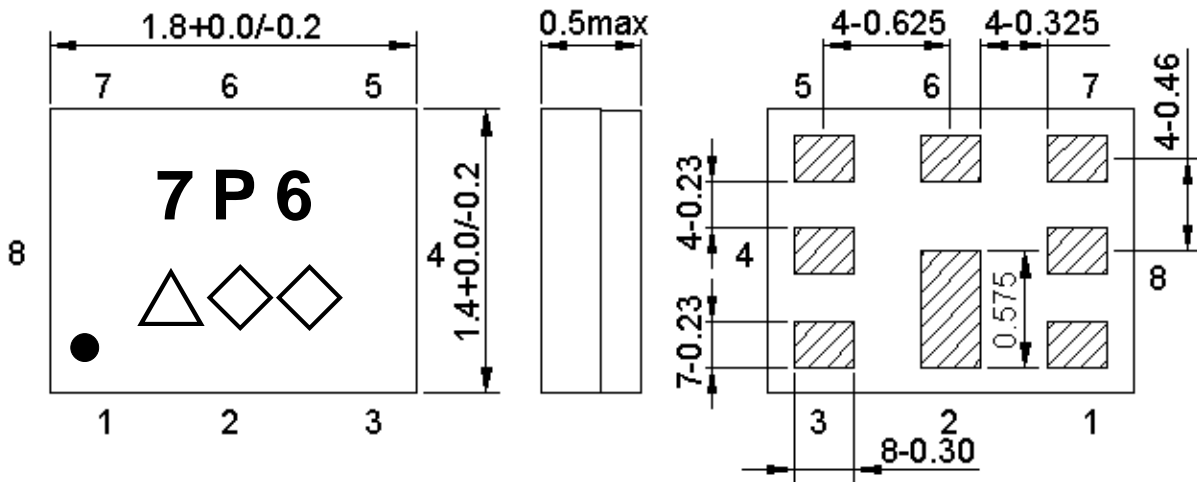
Tx to Ant (Wide Span)



Ant to Rx (Wide Span)



E.OUTLINE DRAWIN:



△: Date code(2016 May → s ,....., 2019 Dec→m.)

◇◇: Lot Code.

Product Date Code. Follow below table. (4-year cycle)

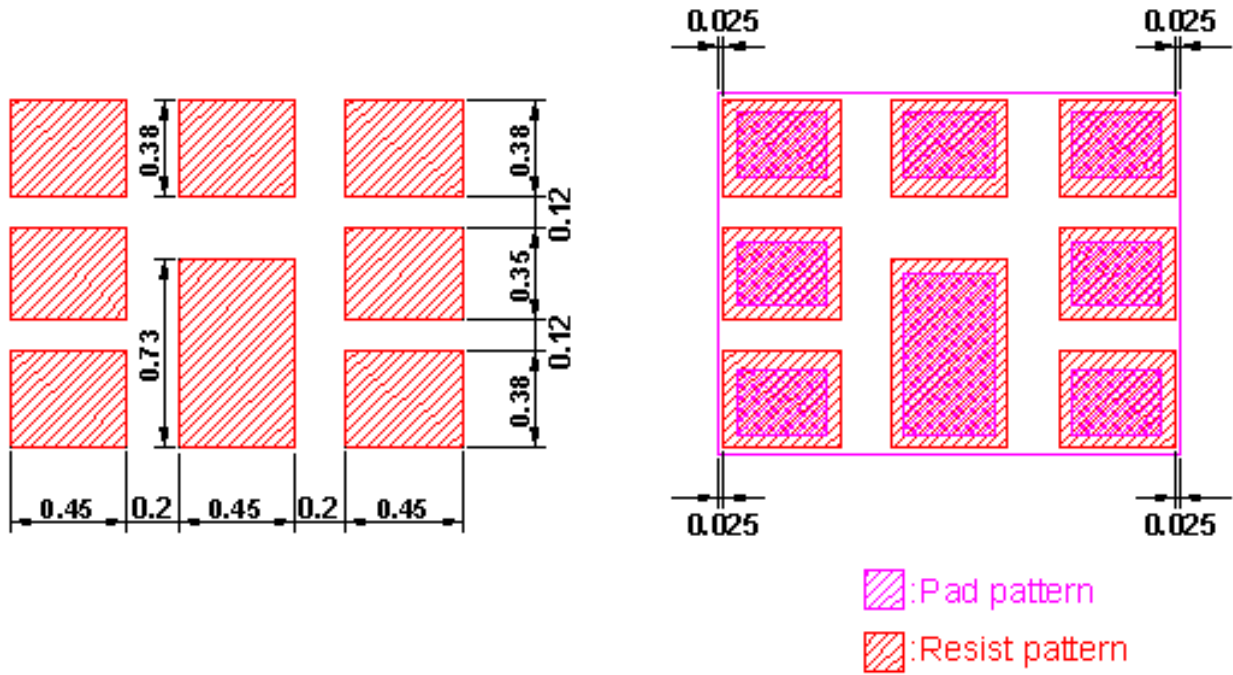
Year	Jan	Feb	Mar	Apr	May	Jun	Jul	Aug	Sep	Oct	Nov	Dec
2020/2024	n	p	q	r	s	t	u	v	w	x	y	z
2021/2025	A	B	C	D	E	F	G	H	J	K	L	M
2022/2026	N	P	Q	R	S	T	U	V	W	X	Y	Z
2023/2027	a	b	c	d	e	f	g	h	j	k	l	m

Pin assignment

Pin No.	Pin name	Description
1	Rx	Receiver
2	GND	Ground
3	Tx	Transmitter
4	GND	Ground
5	GND	Ground
6	Ant	Antenna
7	GND	Ground
8	GND	Ground

Figure 1. Dimensions and Pin assignment

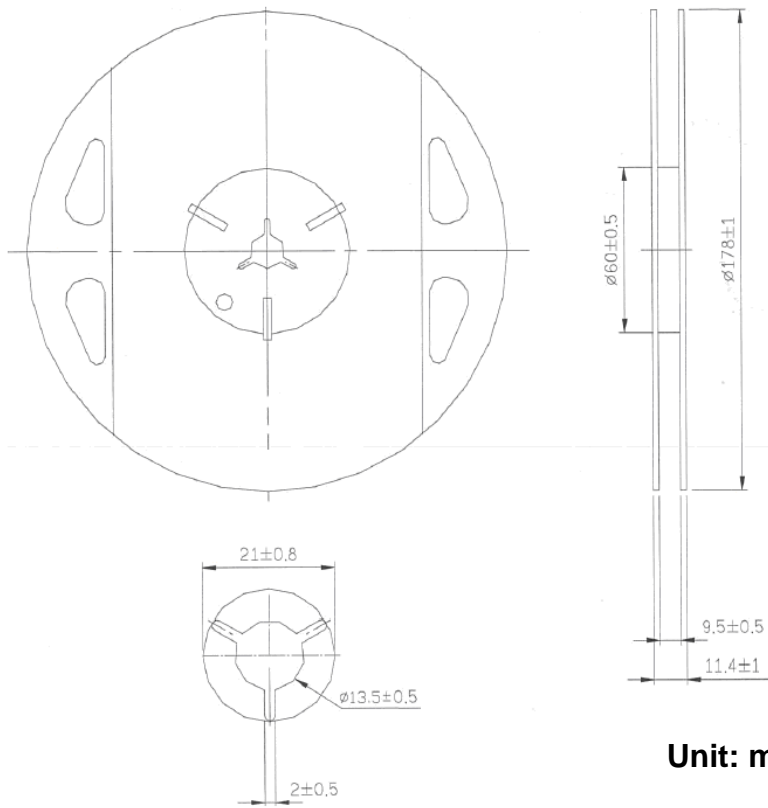
E . FOOTPRINT:



G. PACKING:

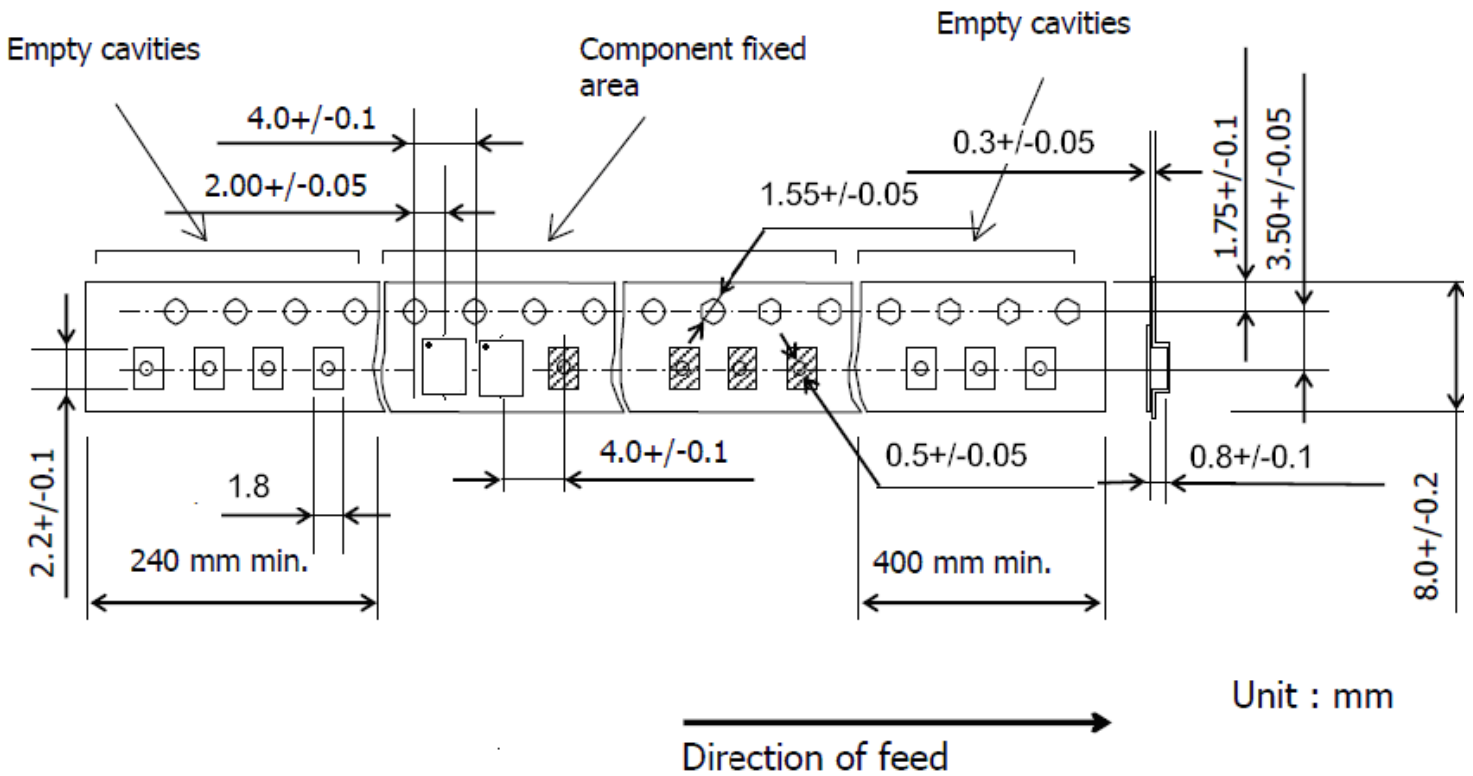
1. REEL DIMENSION

(Please refer to FR-75D10 for packing quantity)



Unit: mm

2. TAPE DIMENSION



Unit : mm

H. RECOMMENDED REFLOW PROFILE :

1. Preheating shall be fixed at 150~180°C for 60~90 seconds.
2. Ascending time to preheating temperature 150°C shall be 30 seconds min.
3. Heating shall be fixed at 220°C for 50~80 seconds and at 245~260°C peak (min. 10sec).
4. Time : 2 times.

