



# TAI-SAW TECHNOLOGY CO., LTD.

No. 3, Industrial 2nd Rd., Ping-Chen Industrial District,  
Taoyuan, 324, Taiwan, R.O.C.

TEL: 886-3-4690038 FAX: 886-3-4697532

E-mail: [tstsales@mail.taisaw.com](mailto:tstsales@mail.taisaw.com) Web: [www.taisaw.com](http://www.taisaw.com)

## Product Specifications Approval Sheet

Product Description: Print Chip Antenna 1597MHz BW 33MHz Size 25x25 mm  
TST Parts No.: TQ0206AA0000

Customer Parts No.: \_\_\_\_\_

Customer signature required
Company: _____
Division: _____
Approved by : _____
Date: _____

Checked by: \_\_\_\_\_ Nina Chen *Nina Chen*

Approved by: \_\_\_\_\_ Kazuma Lee *Kazuma Lee*

Date: \_\_\_\_\_ 2023/07/07

1. Customer signed back is required before TST can proceed with sample build and receive orders.
2. Orders received without customer signed back will be regarded as agreement on the specifications.
3. Any specifications changes must be approved upon by both parties and a new revision of specifications shall be released to reflect the changes.



# TAI-SAW TECHNOLOGY CO., LTD.

No. 3, Industrial 2nd Rd., Ping-Chen Industrial District,  
Taoyuan, 324, Taiwan, R.O.C.

TEL: 886-3-4690038 FAX: 886-3-4697532

E-mail: [tstsales@mail.taisaw.com](mailto:tstsales@mail.taisaw.com) Web: [www.taisaw.com](http://www.taisaw.com)

## Print Chip Antenna 1597MHz BW 33MHz Size 25x25 mm

MODEL NO.: TQ0206AA0000

REV. NO.:1.0

### A. Maximum Rating:

1. Operating Temperature Range: -40°C to +105°C
2. Storage Temperature Range: 0°C to +40°C
3. Moisture Sensitivity Level: Level 1 (**MSL 1**)

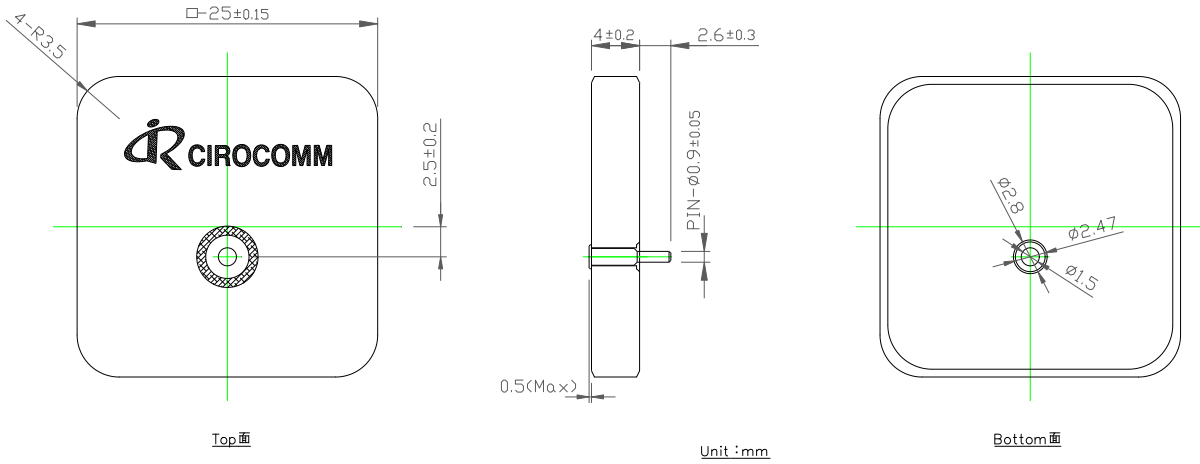
RoHS Compliant  
Lead free  
Lead-free soldering

Electrostatic Sensitive Device (ESD)

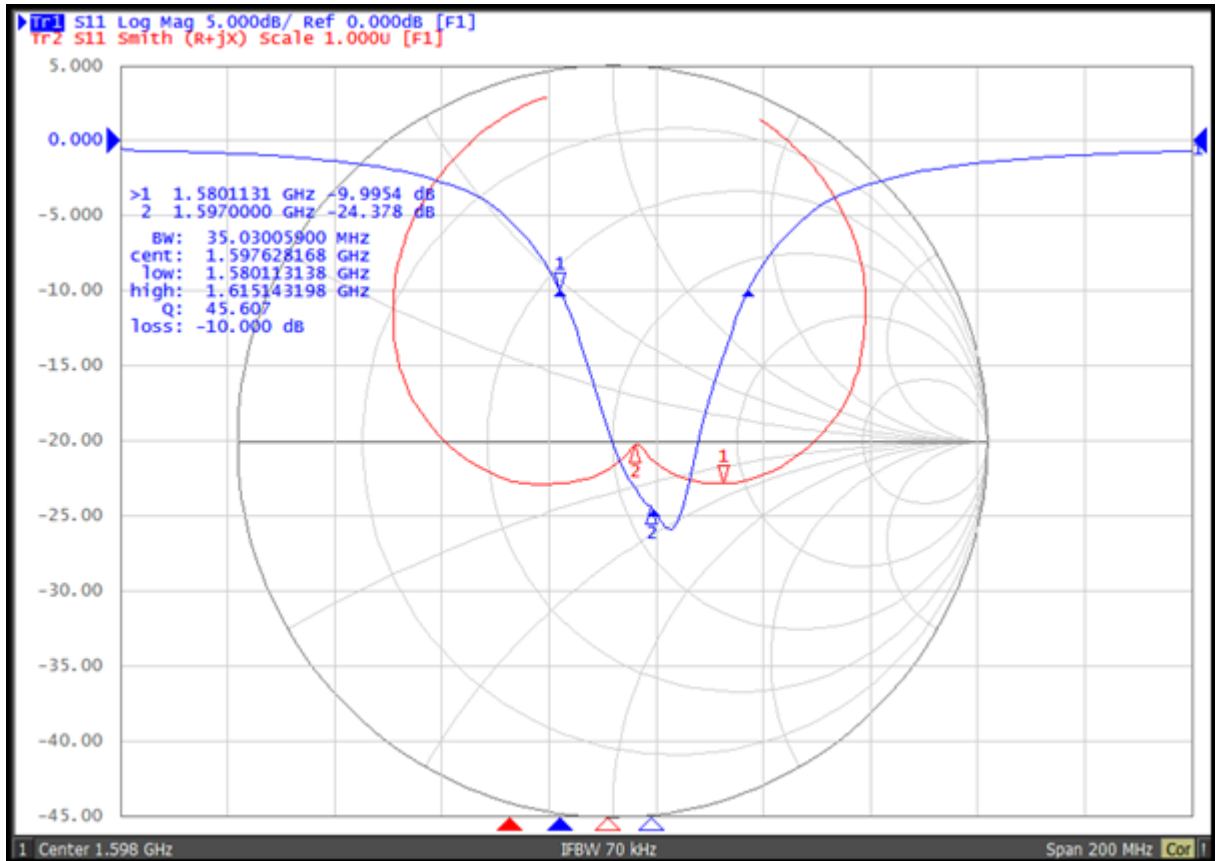
### B. Electrical Characteristics:

Parameter	Specification	Notes
Range Of Receiving Frequency	GPS : 1575.42 ±1.023 MHz GLONASS : 1602±5MHz	
Center Frequency	1597MHz ± 3MHz	With 88.04x73.96mm GND Plane
Bandwidth	33MHz min	Return Loss@-10dB
VSWR	1.8 max	Center Frequency
Gain at Zenith	+2.0 dBi typ.	Customer Prototype
Axial Ratio	- - -	
Impedance	50 Ohm	
Frequency Temperature Coefficient (τf)	-40°C to +105°C	0 ± 20ppm / °C

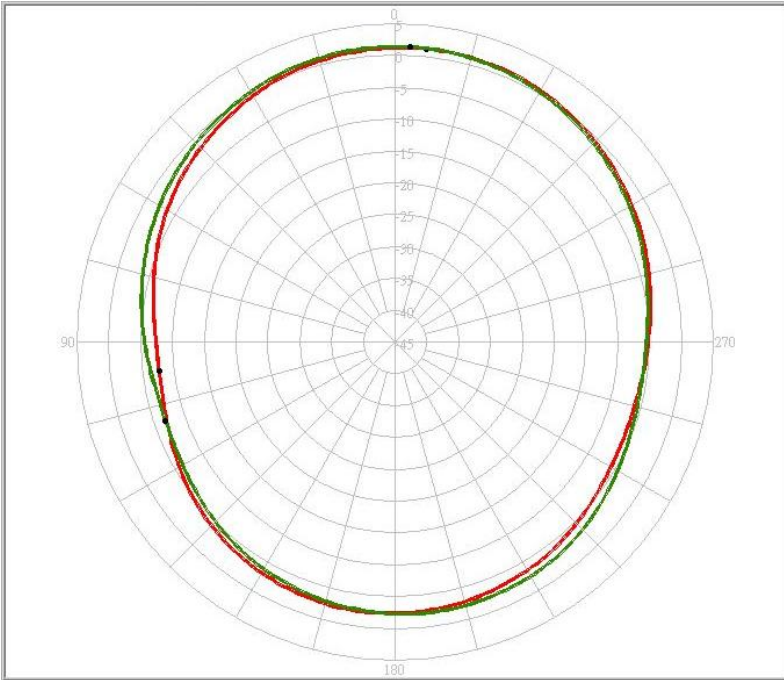
**C. Dimension:**



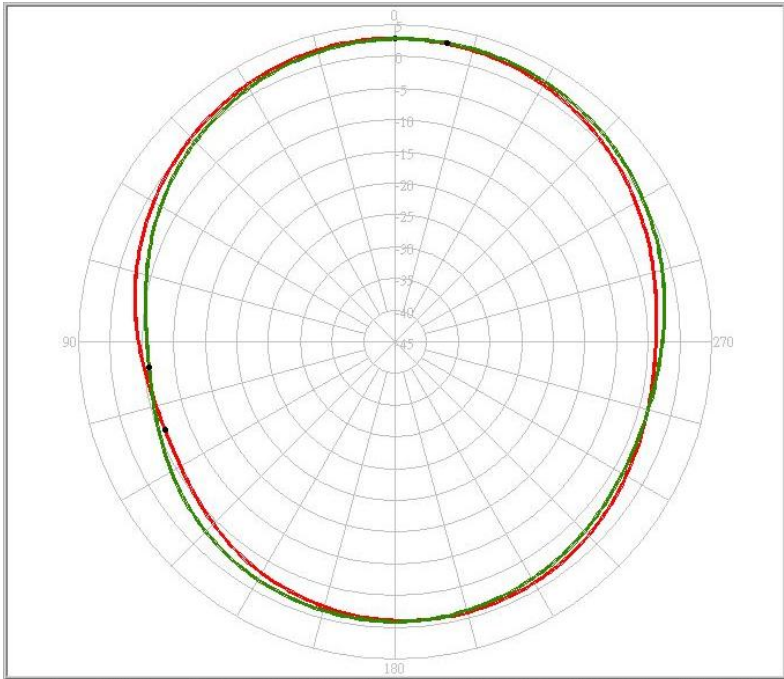
**D. Frequency Characteristics:**



**2D Radiation Pattern**

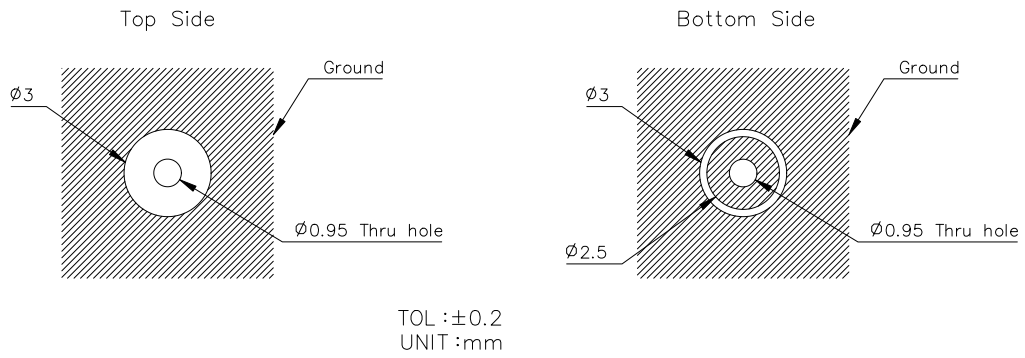


1575.4 MHz XZ+YZ-Plane

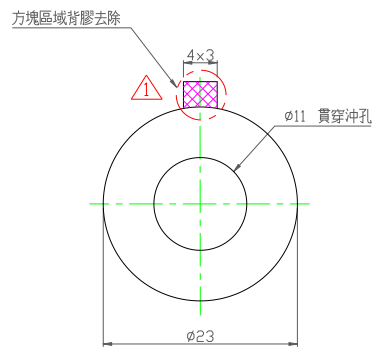


1602.0 MHz XZ+YZ-Plane

## Layout Dimension

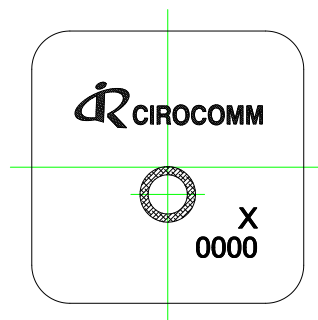


## Tape Dimension



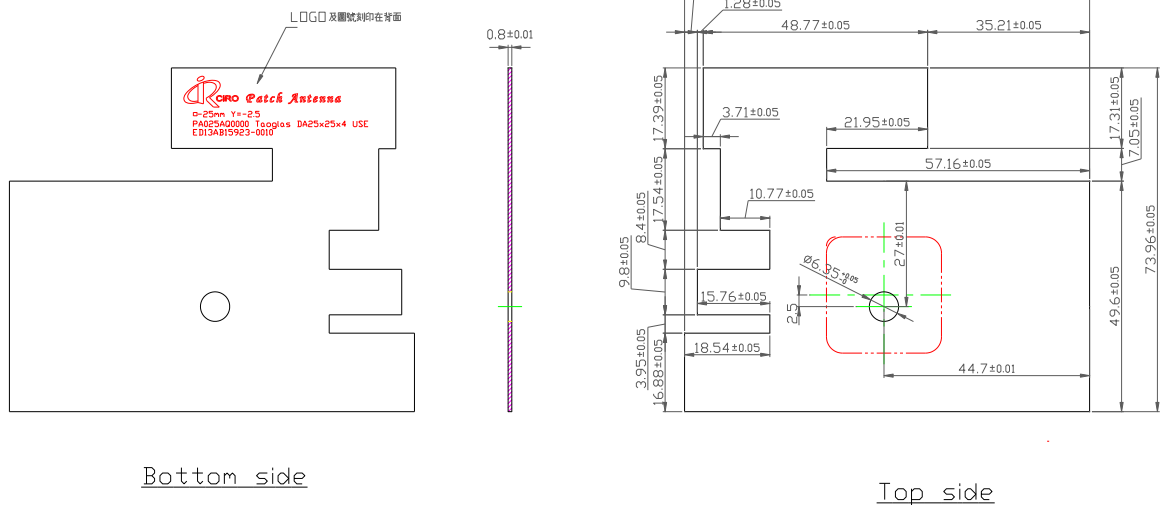
- 備註: 1. NITTO : NO.5015  
 2. Double-coated adhesive tape for industrial use  
 3. Thickness : 0.12mm

## Mark (Schematic diagram)



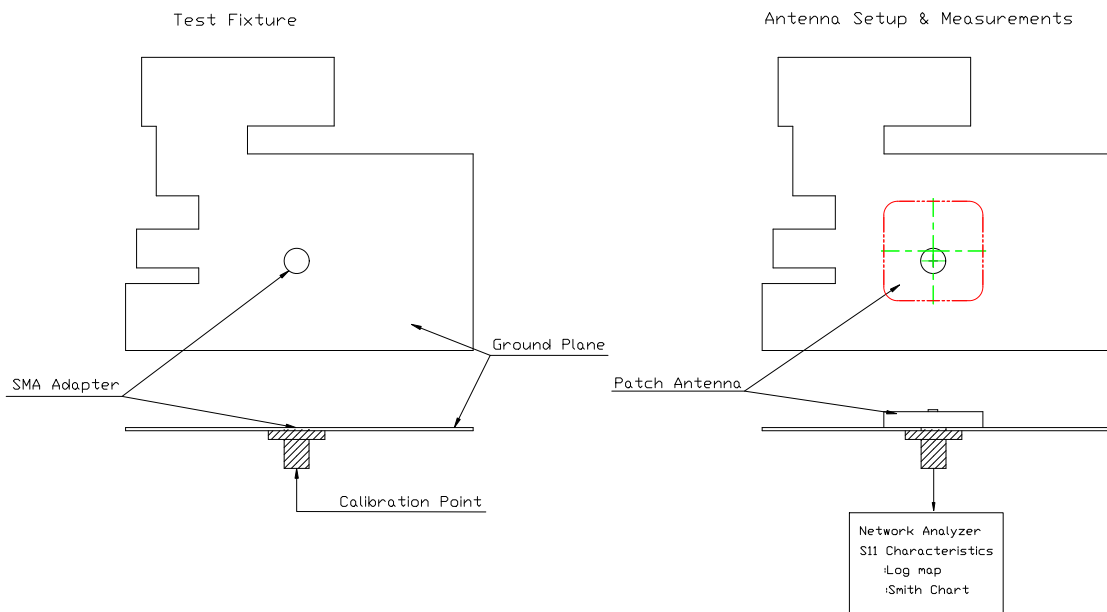
**NOTE:**  
 X: manufacture location  
 T: CIROCOMM TAINAN  
 W: CIROCOMM WUXI

## Test Fixture Dimension



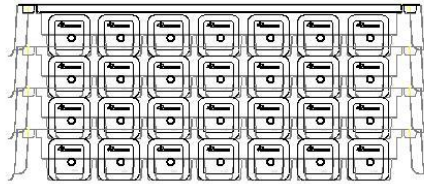
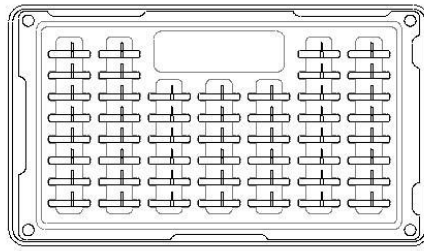
※※ 註：未標示倒角處保持尖角 ※※

## Test Fixture Antenna Setup & Measurements

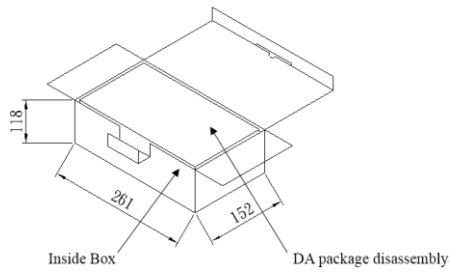


## E. Packing:

25 Units / Tray



200 Units / Carton-Inside



800 Units / Carton-Outside

