



TAI-SAW TECHNOLOGY CO., LTD.

No. 3, Industrial 2nd Rd., Ping-Chen Industrial District,
Taoyuan, 324, Taiwan, R.O.C.

TEL: 886-3-4690038 FAX: 886-3-4697532

E-mail: tstsales@mail.taisaw.com Web: www.taisaw.com

Product Specifications Approval Sheet

Product Name: Dielectric Filter 2595MHz size15.9x4.4mm

TST Parts No.: TR0035AA0095

Customer Parts No.: _____

Customer signature required
Company: _____
Division: _____
Approved by : _____
Date: _____

Checked by: _____ Hong pu Lin *Hong Pu Lin*

Approved by: _____ Andy Yu *Andy Yu*

Date: _____ 2020/09/17

1. Customer signed back is required before TST can proceed with sample build and receive orders.
2. Orders received without customer signed back will be regarded as agreement on the specifications.
3. Any specifications changes must be approved upon by both parties and a new revision of specifications shall be released to reflect the changes.



TAI-SAW TECHNOLOGY CO., LTD.

No. 3, Industrial 2nd Rd., Ping-Chen Industrial District,
Taoyuan, 324, Taiwan, R.O.C.

TEL: 886-3-4690038 FAX: 886-3-4697532

E-mail: tstsales@mail.taisaw.com Web: www.taisaw.com

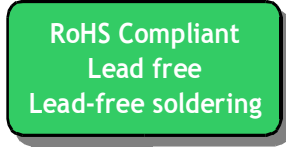
Dielectric Filter 2595MHz size 15.9x4.4mm

MODEL NO.: TR0035AA0095

REV. NO.:1

A. MAXIMUM RATING:

1. Input Power Level: 1W max.
2. DC Voltage : 0 V
3. Operating Temperature: -40°C to +85°C
4. Storage Temperature:-40°C to +85°C
5. Input/output impedance: 50 Ω
6. Moisture Sensitive Level: Level 2a (MSL2a)



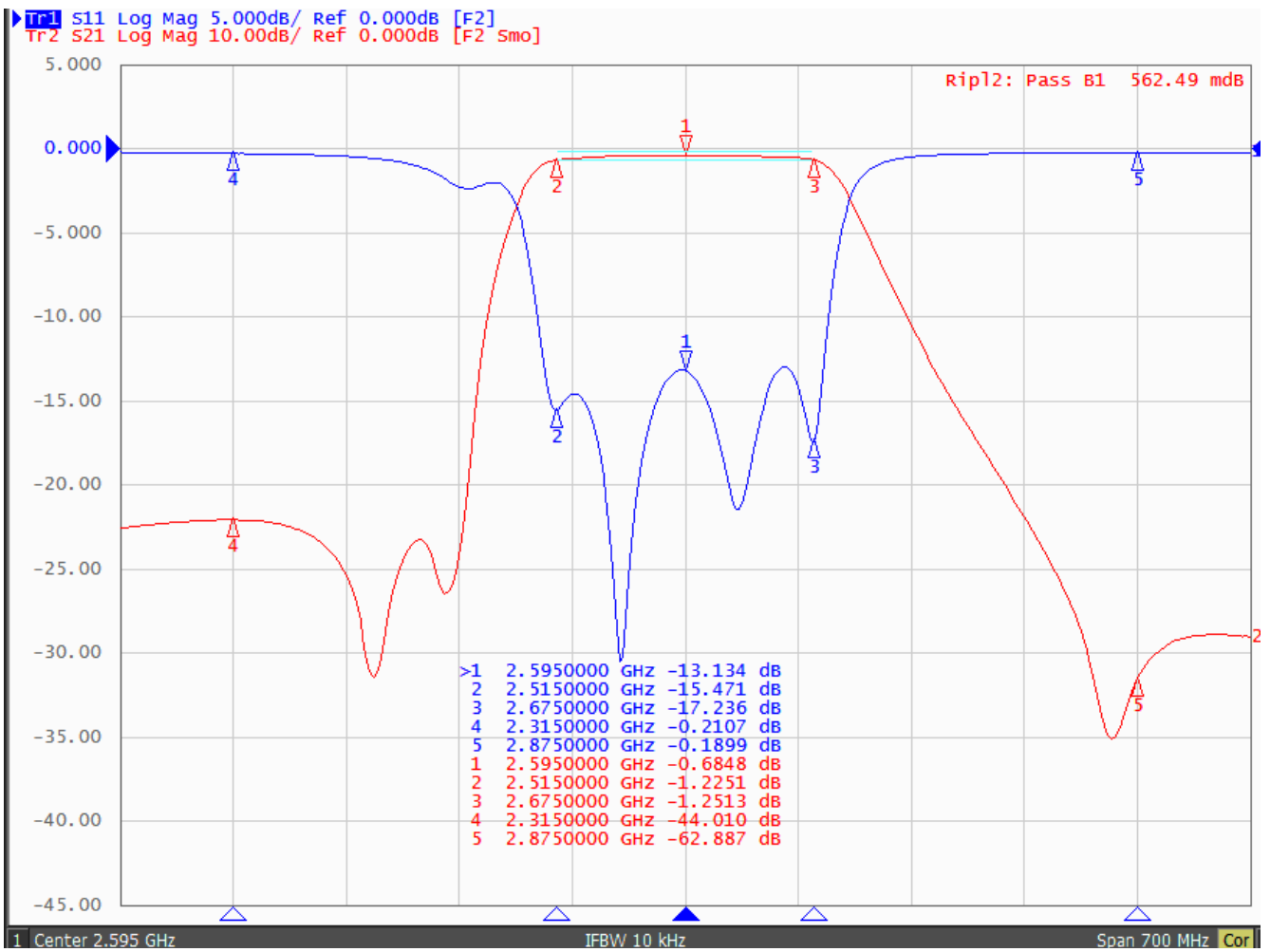
Electrostatic Sensitive Device (ESD)

B. ELECTRICAL CHARACTERISTICS:

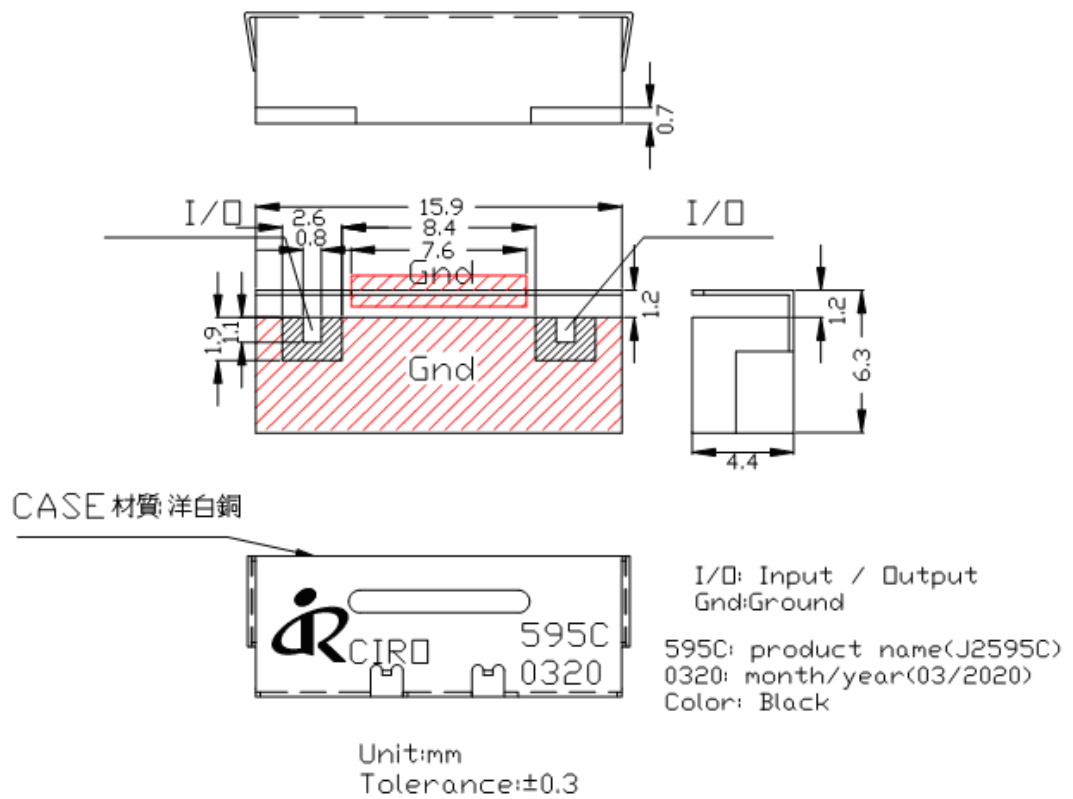
NO.	ITEM	SPECIFICATION	
		Min	Max
1	CENTER FREQUENCY	2595MHz	
2	PASS BAND WIDTH	2515 ~ 2675MHz	
3	PASS BAND INSERTION LOSS		1.5dB
4	PASS BAND RIPPLE		1.0 dB
5	PASS BAND RETURN LOSS	10 dB	
6	STOP-BAND ATTENUATION	2315MHz	40 dB
		2875MHz	50 dB
Item NO.4 specifies the absolute value of attenuation			

※Data is measured on Cirotech EVB board

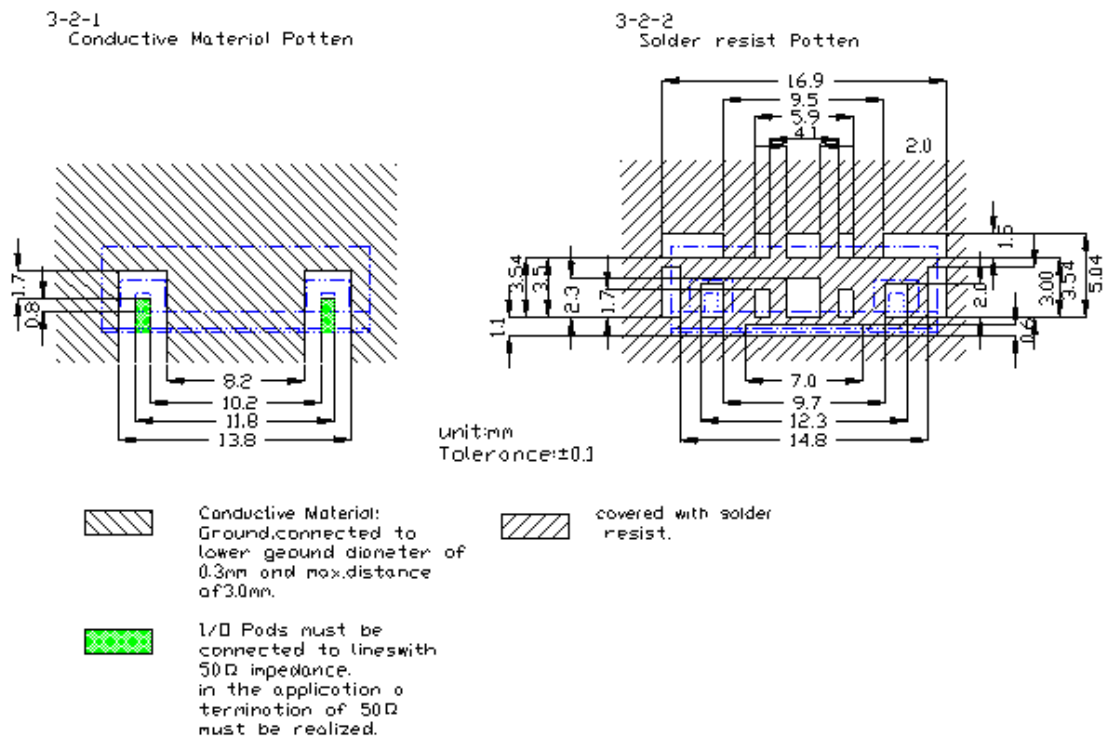
C. FREQUENCY CHARACTERISTICS:



D. DIMENSION:



E.PCB FOOTPRINT:

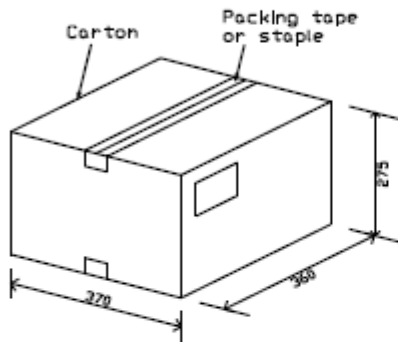


F. PACKING:

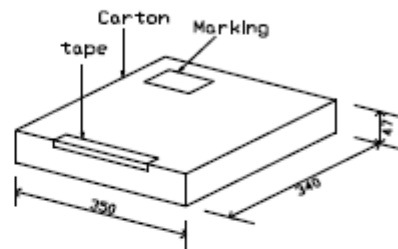
Package style

Moisture Sensitivity Level: Level 2a (MSL2a)

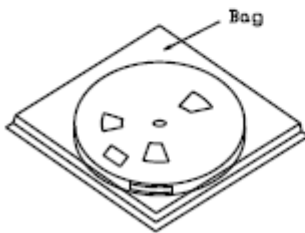
1. Outer Carton
Quantity: 2500PCS



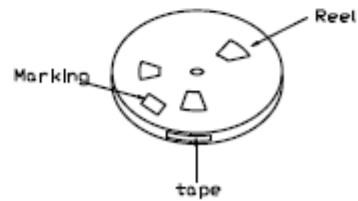
2. Inner Carton
Quantity: 500PCS



3. Bag
Quantity: 500PCS



4. Taping
Quantity: 500PCS



Unit:mm

G. RECOMMENDED REFLOW PROFILE:

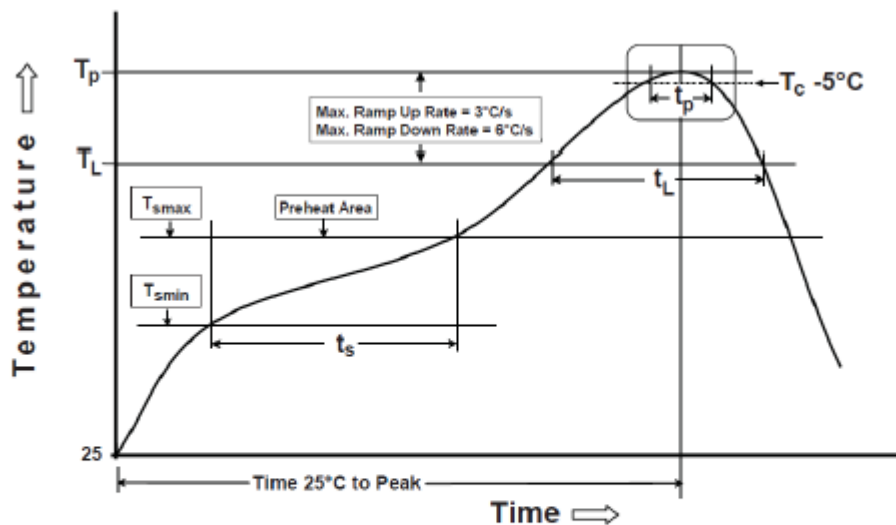
Recommended Reflow Soldering Profile

Cirocomm products can be assembled following Pb-free assembly. According to the Standard IPC/JEDEC J-STD-020C, the temperature profile suggested is as follow:

Phase	Profile features	Pb-Free Assembly (SnAgCu)
PREHEAT	-Temperature Min(T_{smin}) -Temperature Max(T_{smax}) -Time(t_s) form (T_{smin} to T_{smax})	150°C 200°C 60-120 seconds
RAMP-UP	Avg. Ramp-up Rate (T_{smax} to TP)	3°C/second(max)
REFLOW	-Temperature(TL) -Total Time above TL (t_L)	217°C 30-100 seconds
PEAK	-Temperature(TP) -Time(t_p)	260°C 3 second
RAMP-DOWN	Rate	6°C / second max.
Time from 25°C to Peak Temperature		8 minutes max.
Composition of solder paste		96.5Sn/3Ag/0.5Cu
Solder Paste Model		SHENMAO PF606-P26

Note : All the temperature measure point is on top surface of the component, if temperature over recommend, it will make component surface peeling or damage.

The graphic shows temperature profile for component assembly process in reflow ovens



Soldering With Iron:

Soldering condition : Soldering iron temperature $270 \pm 10^\circ\text{C}$.

Apply preheating at 120°C for 2-3 minutes. Finish soldering for each terminal within 3 seconds, if soldering iron over temperature $270 \pm 10^\circ\text{C}$ or 3 seconds, it will make component surface peeling or damage.

Soldering iron can not leakage of electricity.