



TAI-SAW TECHNOLOGY CO., LTD.

No. 3, Industrial 2nd Rd., Ping-Chen Industrial District,
Taoyuan, 324, Taiwan, R.O.C.

TEL: 886-3-4690038 FAX: 886-3-4697532

E-mail: tstsales@mail.taisaw.com Web: www.taisaw.com

Approval Sheet For Product Specification

Issued Date: 05/10/2006

Product Name: SMD Clock Oscillator 48.0 MHz

TST Parts No.: TW0202A

Customer Parts No.: _____

Company: _____
Division: _____
Approved by : _____
Date: _____

Checked by: _____ Robert Chang

Approval by: _____ T.F. Yang

Date: _____ 2006/05/10



TAI-SAW TECHNOLOGY CO., LTD.

No. 3, Industrial 2nd Rd., Ping-Chen Industrial District,
Taoyuan, 324, Taiwan, R.O.C.

TEL: 886-3-4690038 FAX: 886-3-4697532

E-mail: tstsales@mail.taisaw.com Web: www.taisaw.com

SMD Clock Oscillator 48.0 MHz

MODEL NO.: TW0202A

REV. NO.: 1.0

A. FEATURES:

1. Ultra small package
2. Excellent for high-density packaging.

RoHS Compliant
Lead free
Lead-free soldering

B. MAXIMUM RATING:

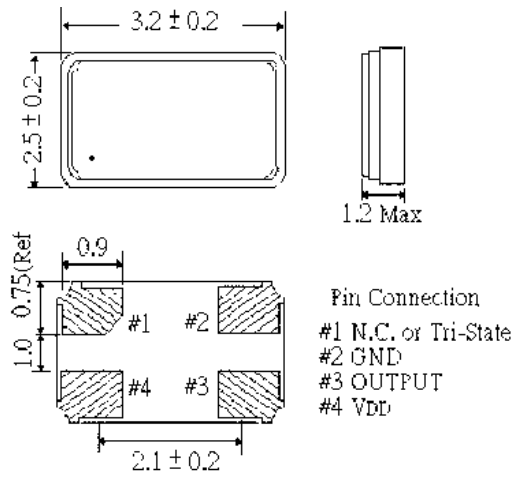
1. Storage Temperature: -45 °C to +85 °C.
2. Operating Temperature: 0 °C to +70 °C.

C. ELECTRICAL CHARACTERISTICS:

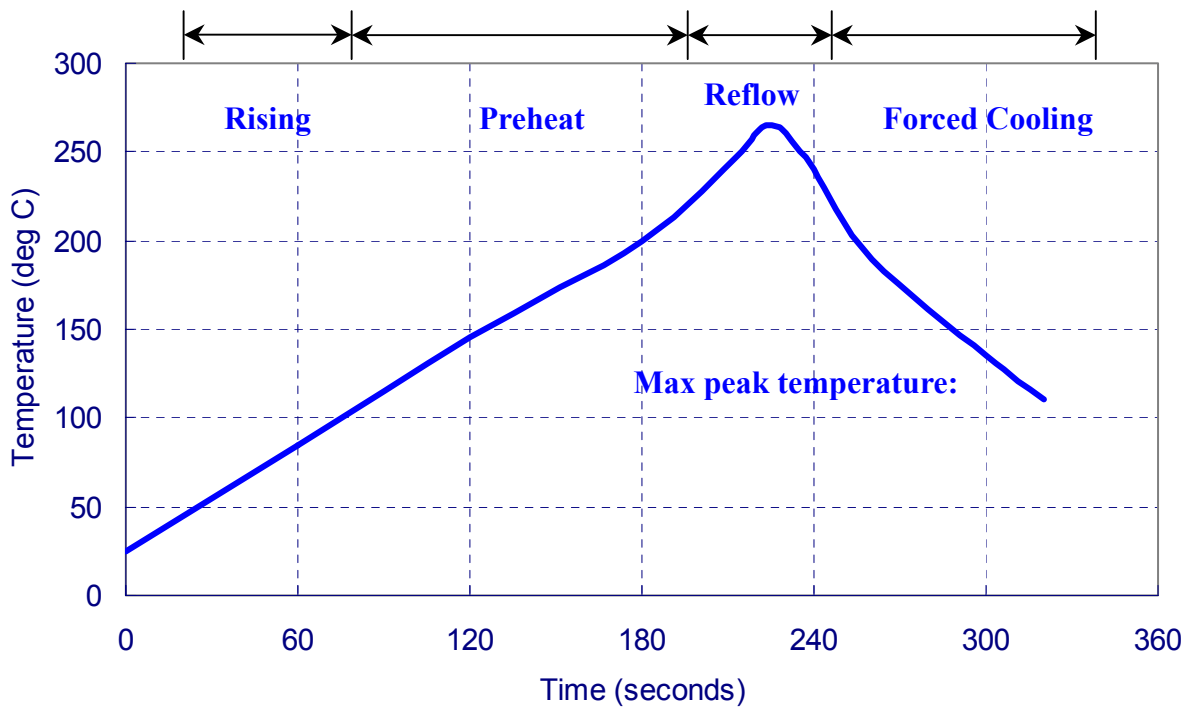
Characteristics	Units	Minimum	Typical	Maximum
Center Frequency	MHz		48.000	
Frequency Stability (#note 1)	PPM	-30	-	30
Input Voltage (Operating VDD)	VDC	-	3.3+/-0.3V	-
Input Current	mA	-	-	10
Output				
Output Level		CMOS		
Load	pF	-	15	-
"0" Level	VDC	-	-	0.33
"1" Level	VDC	2.97	-	-
Symmetry (TW/T*100%) Duty Cycle	%	40%	50%	60%
Rise Time (10%->90% VDD)	nSec	-	-	5
Fall Time (90%->10% VDD)	nSec	-	-	5
Enable/Disable Function		PIN 1: High or Open, PIN 3:Enable PIN 1: Low, PIN 3:Disable		
Package size		SMD3.2X2.5X1.1mm		

#Note 1: Frequency stability includes 25C tolerance, operating temperature range, aging and voltage or load change.

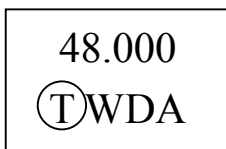
D. OUTLINE DRAWING: (Unit: mm)



E. SOLDERING REFLOW PROFILE:



F. MARKING:



Line 1: 48.000

Line 2: TWDA

Where W stand for product code and D for date code

1. Product Code Table:

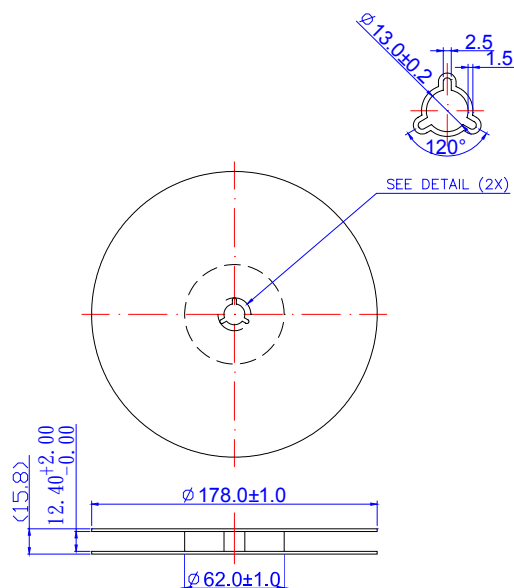
Year	2001	2002	2003	2004
	2005	2006	2007	2008
Product Code	W	w	<u>W</u>	<u>w</u>

2. Date Code Table:

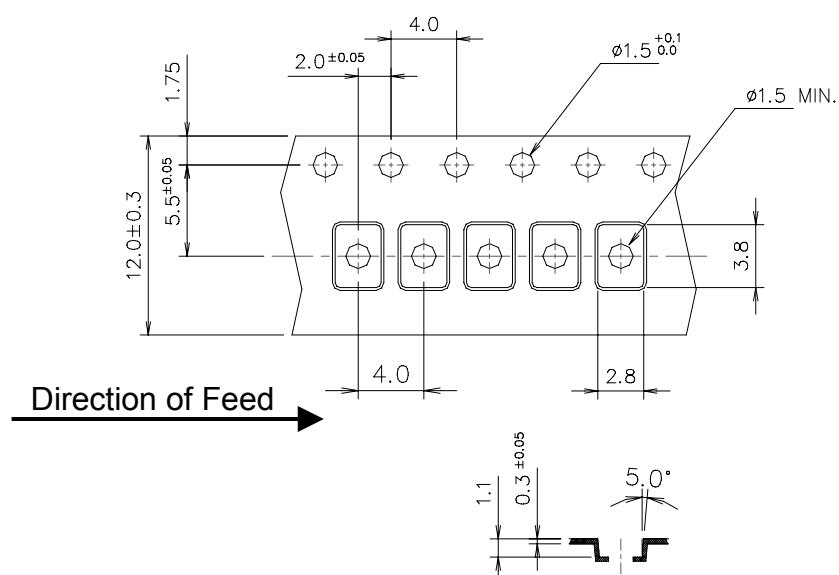
WK01	WK02	WK03	WK04	WK05	WK06	WK07	WK08	WK09	WK10	WK11	WK12	WK13
A	B	C	D	E	F	G	H	I	J	K	L	M
WK14	WK15	WK16	WK17	WK18	WK19	WK20	WK21	WK22	WK23	WK24	WK25	WK26
N	O	P	Q	R	S	T	U	V	W	X	Y	Z
WK27	WK28	WK29	WK30	WK31	WK32	WK33	WK34	WK35	WK36	WK37	WK38	WK39
a	b	c	d	e	f	g	h	i	j	k	l	m
WK40	WK41	WK42	WK43	WK44	WK45	WK46	WK47	WK48	WK49	WK50	WK51	WK52
n	o	p	q	r	s	t	u	v	w	x	y	z

G. PACKING: Packing Quantity: 1k /Reel

1.REEL DIMENSION (Unit: mm)



2.TAPE DIMENSION (Unit: mm)



3.PACKING DIRECTION

The star or logo of marking should be close to the hole of tape.