



# TAI-SAW TECHNOLOGY CO., LTD.

No. 3, Industrial 2nd Rd., Ping-Chen Industrial District,  
Taoyuan, 324, Taiwan, R.O.C.

TEL: 886-3-4690038 FAX: 886-3-4697532

E-mail: [tstsales@mail.taisaw.com](mailto:tstsales@mail.taisaw.com) Web: [www.taisaw.com](http://www.taisaw.com)

## Approval Sheet For Product Specification

Issued Date: 2005 Aug. 11 (REV NO: 5.0)

Product Name: 7.0x5.0 VCXO 54 MHz

TST Parts No.: TX0147A

Customer Parts No.: \_\_\_\_\_

Company: \_\_\_\_\_

Division: \_\_\_\_\_

Approved by : \_\_\_\_\_

Date: \_\_\_\_\_

Checked by: \_\_\_\_\_ Robert Chang

Approval by: \_\_\_\_\_ TF Yang

Date: \_\_\_\_\_ 2005/08/11



# TAI-SAW TECHNOLOGY CO., LTD.

No. 3, Industrial 2nd Rd., Ping-Chen Industrial District,  
Taoyuan, 324, Taiwan, R.O.C.

TEL: 886-3-4690038 FAX: 886-3-4697532

E-mail: [tstsales@mail.taisaw.com](mailto:tstsales@mail.taisaw.com) Web: [www.taisaw.com](http://www.taisaw.com)

## 7.0x5.0 VCXO 54 MHz

MODEL NO.: TX0147A

REV. NO.:5.0

### Features:

1. SMD type Voltage Controlled Crystal Oscillator.
2. 3.3V Supply Voltage
3. Optionable stand-by function for output (Tri-state output).
4. This component and its homogeneous subcomponents are ROHS compliant.

RoHS Compliant  
Lead free  
Lead-free soldering

### Electrical Specifications:

Measurement shall be made under room temperature and humidity at below conditions.

Temperature: 25+/-3 °C

Humidity: Below 70% RH

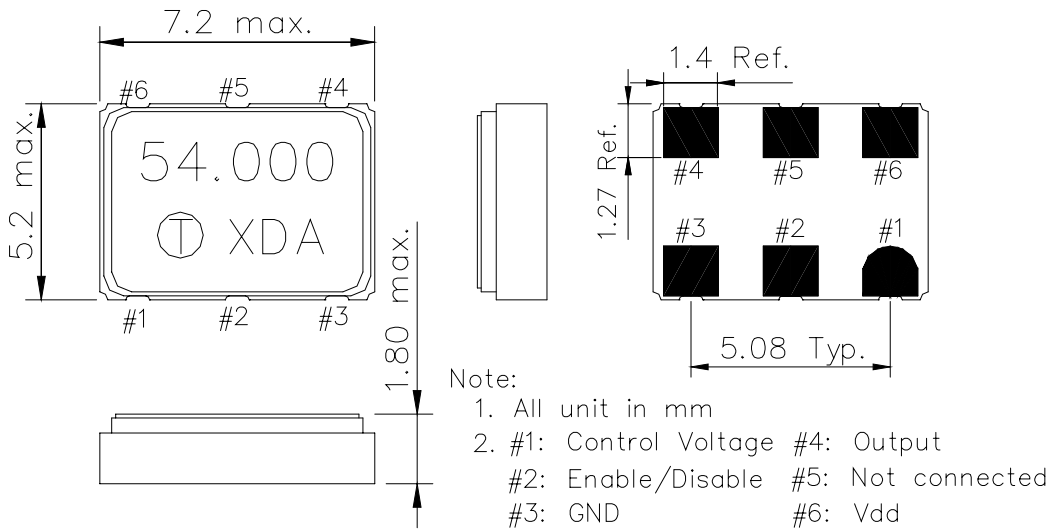
Operating Temperature: 0 °C to +70 °C

Storage Temperature: -55 °C to +125 °C

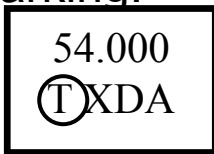
Characteristics	Units	Minimum	Typical	Maximum
Center Frequency	<b>MHz</b>		54	
Frequency Stability (#note 1)	<b>ppm</b>	-25	-	25
Input Voltage (Operating Vdd)	<b>VDC</b>	-	3.3+/-5%	-
Input Current	<b>mA</b>	-	-	40
Control Voltage (Vt)	<b>VDC</b>	0	1.65	3.3
Frequency Pullability (Vt = 0V to 1.65V)	<b>ppm</b>	-110	-	-80
Frequency Pullability (Vt = 1.65V to 3.3V)	<b>ppm</b>	+80	-	+110
Linearity	<b>%</b>	-10%	-	+10%
Output				
Output Level		CMOS		
"0" Level	<b>VDC</b>	-	-	0.33
"1" Level	<b>VDC</b>	2.97	-	-
Symmetry (TW/T*100%) Duty Cycle	<b>%</b>	45%	50%	55%
Rise Time (10%→90% VDD)	<b>nSec</b>	-	2.4	-
Fall Time (90%→10% VDD)	<b>nSec</b>	-	2.4	-
Enable/Disable Function		PIN#2: High or Open, PIN#4:Enable PIN#2: Low, PIN#4:Disable		
Package size		SMD7.0x5.0x1.8mm		

#Note 1: Frequency stability includes 25°C tolerance, operating temperature range, aging and voltage or load change.

## Mechanical Dimensions (mm):



## Marking:



Line 1: 54.000

Line 2: ⓍDA

Where X stand for product code and D for date code

### 1. Product Code Table:

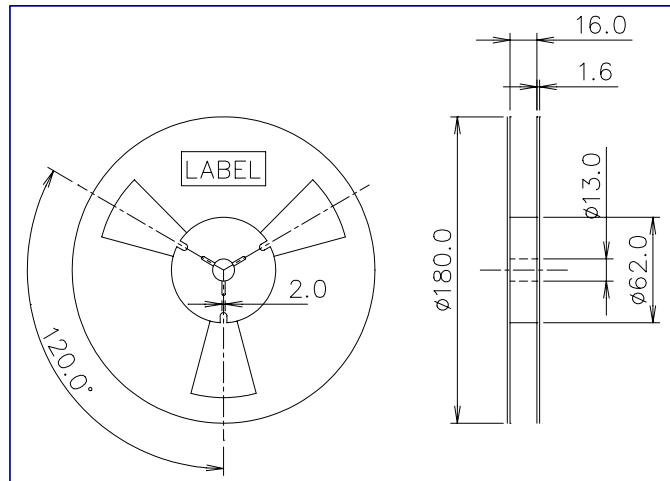
Year	2001 2005	2002 2006	2003 2007	2004 2008
Product Code	X	x	<u>X</u>	<u>x</u>

### 2. Date Code Table:

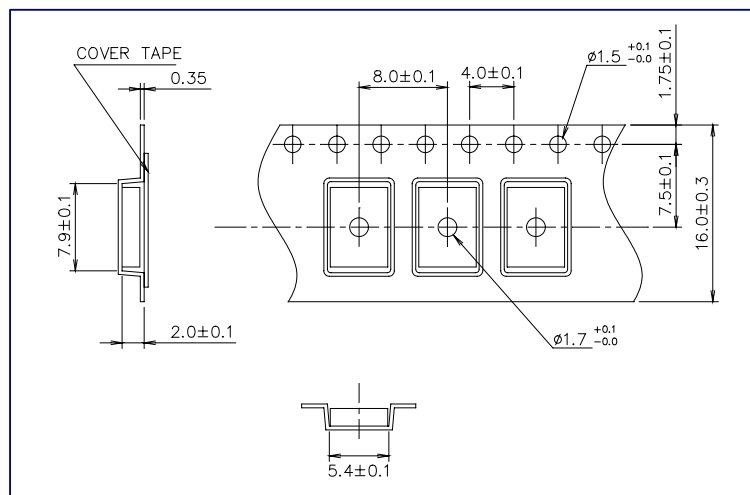
WK01	WK02	WK03	WK04	WK05	WK06	WK07	WK08	WK09	WK10	WK11	WK12	WK13
A	B	C	D	E	F	G	H	I	J	K	L	M
WK14	WK15	WK16	WK17	WK18	WK19	WK20	WK21	WK22	WK23	WK24	WK25	WK26
N	O	P	Q	R	S	T	U	V	W	X	Y	Z
WK27	WK28	WK29	WK30	WK31	WK32	WK33	WK34	WK35	WK36	WK37	WK38	WK39
a	b	c	d	e	f	g	h	i	j	k	l	m
WK40	WK41	WK42	WK43	WK44	WK45	WK46	WK47	WK48	WK49	WK50	WK51	WK52
n	o	p	q	r	s	t	u	v	w	x	y	z

Tape & Reel: Packing Quantity: 1k /Reel

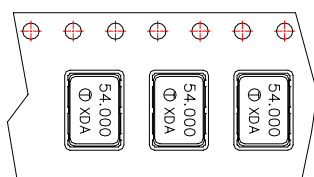
## REEL DIMENSION (unit: mm)



## TAPE DIMENSION (unit: mm)



## PACKING DIRECTION



## Soldering Reflow Profile

