



TAI-SAW TECHNOLOGY CO., LTD.

No. 3, Industrial 2nd Rd., Ping-Chen Industrial District,
Taoyuan, 324, Taiwan, R.O.C.

TEL: 886-3-4690038 FAX: 886-3-4697532

E-mail: tstsales@mail.taisaw.com Web: www.taisaw.com

Product Specifications Approval Sheet

Product Name: Crystal Filter SMD 7.0x5.0 35.25MHz

TST Part No.: TY0265AA33AR

Customer Part No.: _____

Customer signature required
Company: _____
Division: _____
Approved by: _____
Date: _____

Checked by: _____ CC Hsu *C. C. Hsu*

Approved by: _____ Kelly Huang *Kelly Huang*

Date: _____ 06/06/2023

1. Customer signed back is required before TST can proceed with sample build and receive orders.
2. Orders received without customer signed back will be regarded as agreement on the specifications.
3. Any specifications changes must be approved upon by both parties and a new revision of specifications shall be released to reflect the changes.



TAI-SAW TECHNOLOGY CO., LTD.
Crystal Filter SMD 7.0x5.0 35.25MHz

MODEL NO.: TY0265AA33AR

REV. NO.: 1.0

Revise:

Rev.	Rev. Page	Rev. Account	Date	Ref. No.	Revised by
1	N/A	Initial release	06/06/23'	N/A	C.C. Hsu



TAI-SAW TECHNOLOGY CO., LTD.

No. 3, Industrial 2nd Rd., Ping-Chen Industrial District,
Taoyuan, 324, Taiwan, R.O.C.

TEL: 886-3-4690038 FAX: 886-3-4697532

E-mail: tstsales@mail.taisaw.com Web: www.taisaw.com

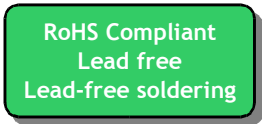
Crystal Filter SMD 7.0x5.0 35.25MHz

MODEL NO.: TY0265AA33AR

REV. NO.: 1.0

Features:

- Surface Mount Seam Weld Package
- 4-pole IF Filter
- High Reliability
- Moisture Sensitivity Level (MSL) : Level-1



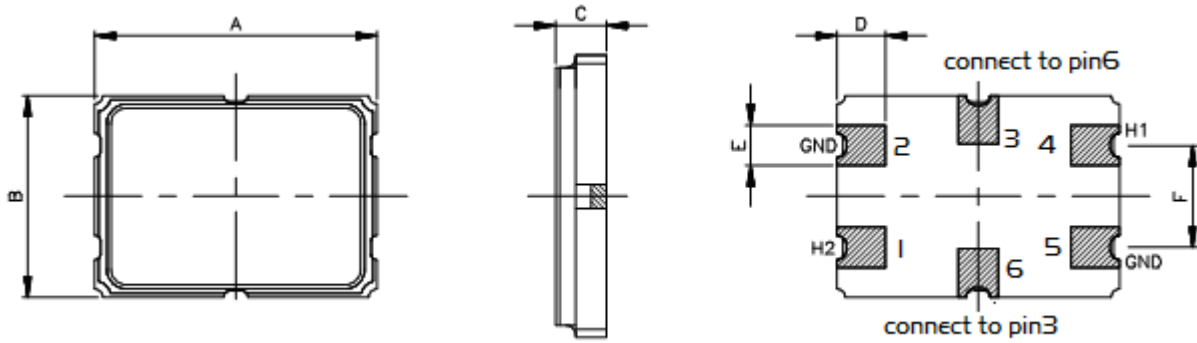
Description and Applications:

Surface mount 7.0mmx5.0mm crystal filter for use in wireless telecommunication devices.

Electrical Specifications:

TY0265AA33AR	Specification
Center Frequency Fo	35.25 MHz, Fundamental
Insertion Loss	5 dB max.
Ripple	1.0 dB max.
3 dB Passband width	+/- 11.0 KHz min
Stopband (@ +/- 35KHz)	30 dB min
Stopband (@ +/- 50KHz)	50 dB min
Stopband (@ +/- 120KHz)	70 dB min
Ultimate Attenuation @ Fo+910 KHz	70 dB min
Spurious	50 dB min
Terminating Impedance	1400Ω// 0.0pF
Operating Temperature	-40°C ~ +85°C
Storage Temperature	-50°C ~ +105°C
Maximum Input Level	0 dBm
Intermodulation (two -10 dBm signals) for fo +/-50 kHz and fo +/- 100 kHz	70dB min
Coupling capacitor	3.5pF
Marking	Laser marking

Mechanical Dimensions (mm):

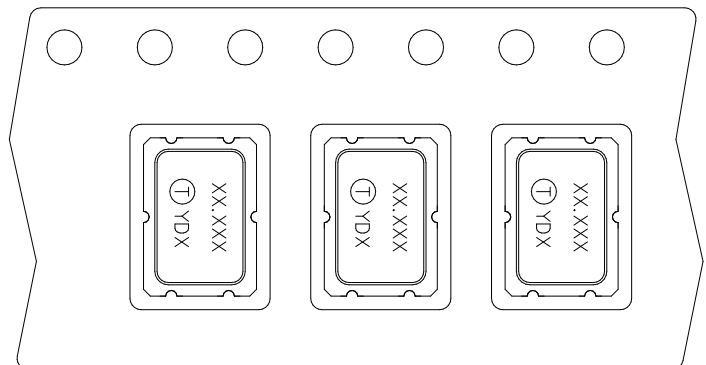



A	B	C	D	E	F
7.00	5.00	1.35	1.21	0.99	2.54
±0.18	±0.18	±0.20	±0.13	±0.13	±0.13

Marking:

Line 1: 35.250 (Customer Frequency)

Line 2: TST Logo + Crystal Filter Product Code + Date Code + Traceability Code (1 or 2 letters)



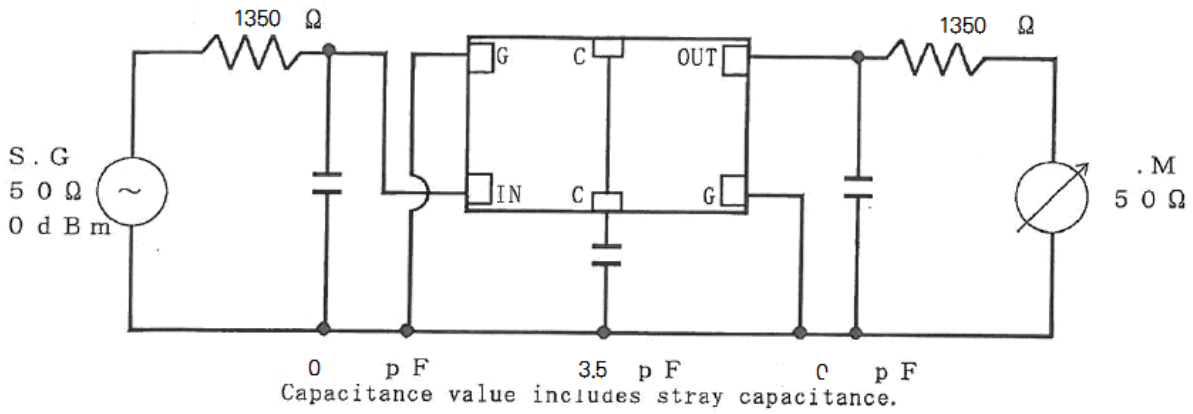
Product Code Table

Year	2021	2022	2023	2024
	2025	2026	2027	2028
	2029	2030	2031	2032
Product code	Y	y	<u>Y</u>	<u>y</u>

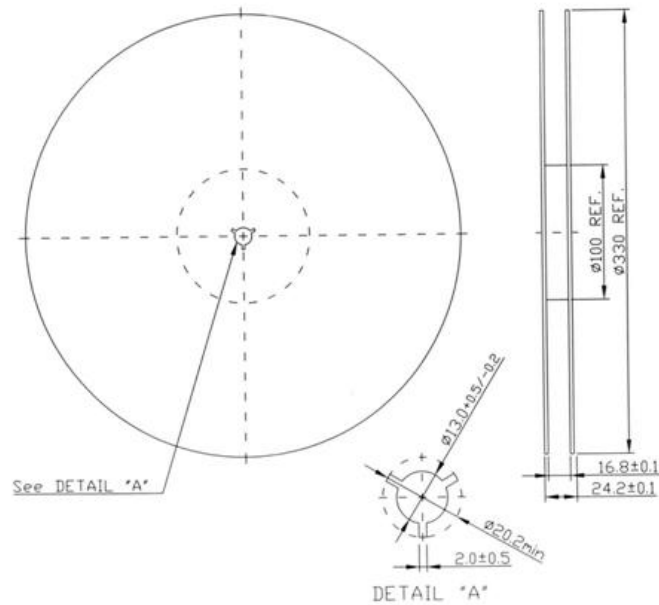
Date Code Table

WK01	WK02	WK03	WK04	WK05	WK06	WK07	WK08	WK09	WK10	WK11	WK12	WK13
A	B	C	D	E	F	G	H	I	J	K	L	M
WK14	WK15	WK16	WK17	WK18	WK19	WK20	WK21	WK22	WK23	WK24	WK25	WK26
N	O	P	Q	R	S	T	U	V	W	X	Y	Z
WK27	WK28	WK29	WK30	WK31	WK32	WK33	WK34	WK35	WK36	WK37	WK38	WK39
a	b	c	d	e	f	g	h	i	j	k	l	m
WK40	WK41	WK42	WK43	WK44	WK45	WK46	WK47	WK48	WK49	WK50	WK51	WK52
n	o	p	q	r	s	t	u	v	w	x	y	z

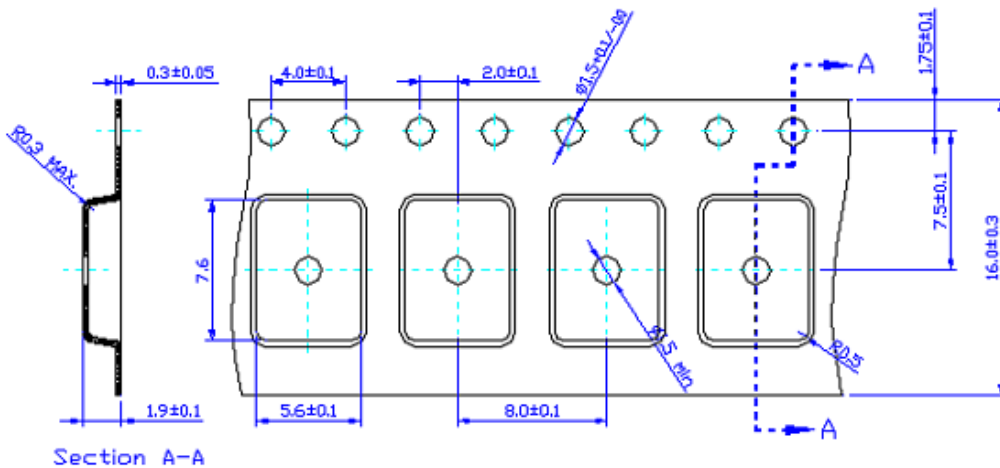
Test circuit



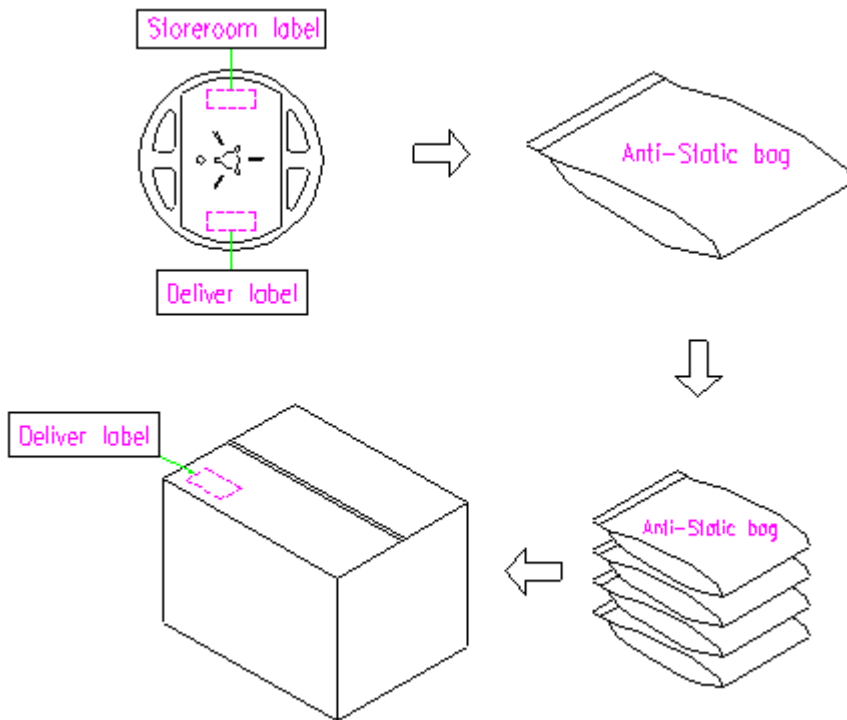
Reel Dimensions (mm):



Tape Dimensions (mm):



Packing Quantity/Packing:



Reflow Profile:

