



TAI-SAW TECHNOLOGY CO., LTD.

No. 3, Industrial 2nd Rd., Ping-Chen Industrial District,
Taoyuan, 324, Taiwan, R.O.C.

TEL: 886-3-4690038 FAX: 886-3-4697532

E-mail: tstsales@mail.taisaw.com Web: www.taisaw.com

Approval Sheet For Product Specification

Issued Date:

Product Name: SAW Filter 435MHz SMD 5.0x5.0 mm

TST Parts No.:TA0693A

Customer Parts No.:_____

Company: _____
Division: _____
Approved by : _____
Date: _____

Checked by: _____ Asin Lin

Approval by: _____ Francis Chen

Date: _____ 2007/05/23



TAI-SAW TECHNOLOGY CO., LTD.

No. 3, Industrial 2nd Rd., Ping-Chen Industrial District,
Taoyuan, 324, Taiwan, R.O.C.

TEL: 886-3-4690038 FAX: 886-3-4697532

E-mail: tstsales@mail.taisaw.com Web: www.taisaw.com

SAW Filter 435 MHz

MODEL NO.: TA0693A

REV. NO.: 1

A. MAXIMUM RATING:

1. Input Power Level: 10 dB_m
2. DC voltage: 3 V
3. Operating Temperature: -40°C to +85°C
4. Storage Temperature: -40°C to +85°C

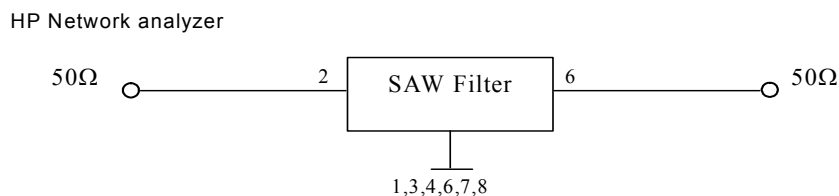
RoHS Compliant
Lead free
Lead-free soldering

B. ELECTRICAL CHARACTERISTICS:

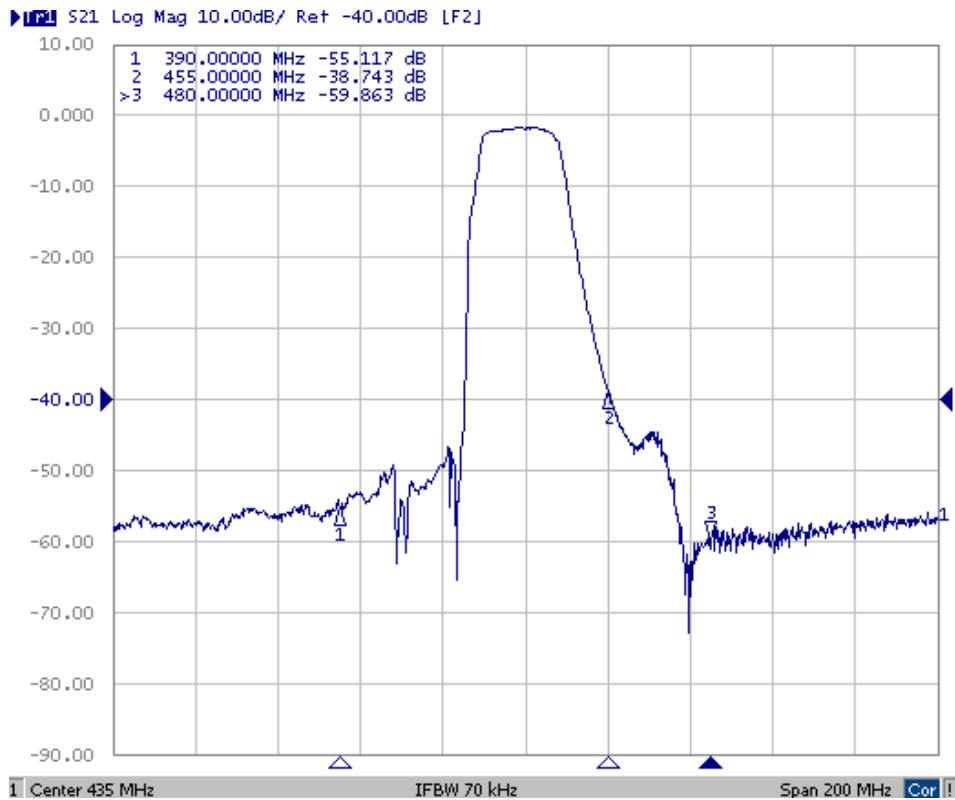
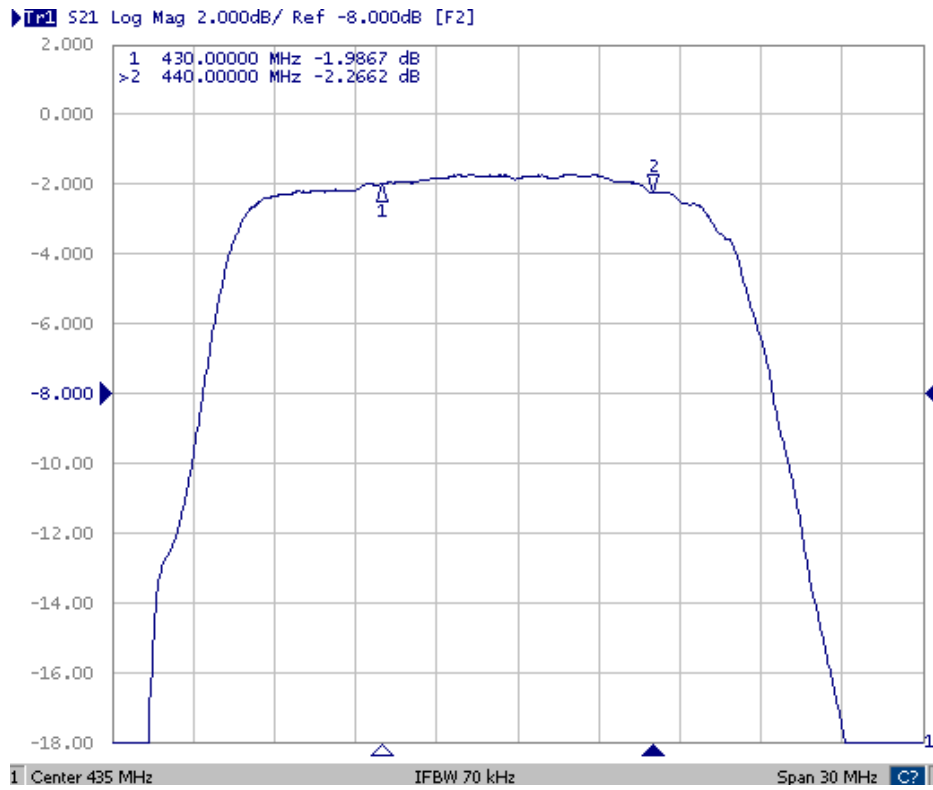
Item	Min.	Typical	Max.
Center frequency Fc MHz	-	435	-
Insertion loss 430 ~ 440 MHz IL (dB)	-	2.3	3.3
Amplitude ripple 430 ~ 440 MHz (dB)	-	0.8	1.7
Attenuation (Reference level from 0 dB)			
Fc-100 to Fc-45 MHz (dB)	40	45	-
Fc+20 MHz (dB)	30	37	-
Fc+45 to Fc+55 MHz (dB)	30	40	-
Fc+55 to Fc+100 MHz (dB)	40	50	-
Source impedance Zs (Ω)	-	50	-
Load impedance ZL (Ω)	-	50	-

Note1. No matching network required for operation at 50 Ω

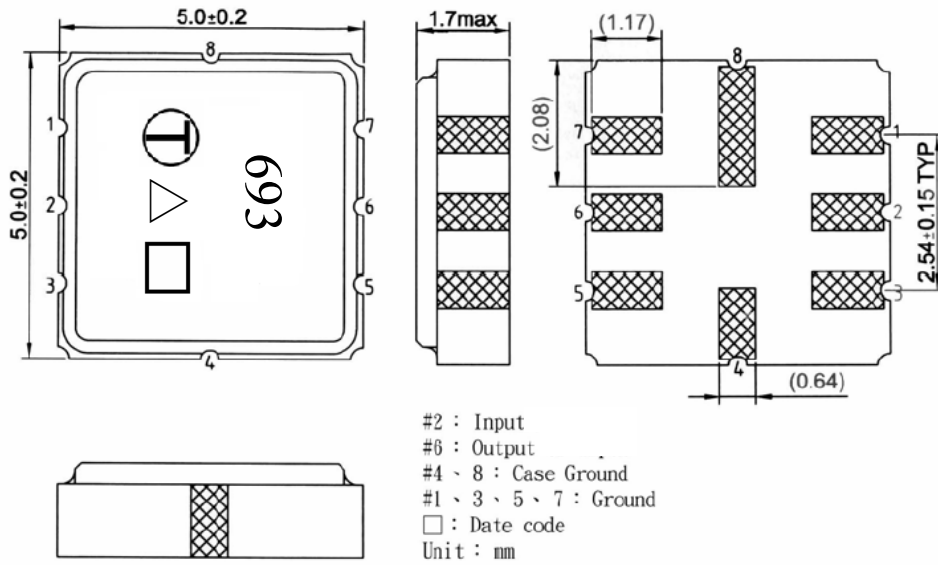
C. MEASUREMENT CIRCUIT:



D. Frequency Characteristics :



E.OUTLINE DRAWING:

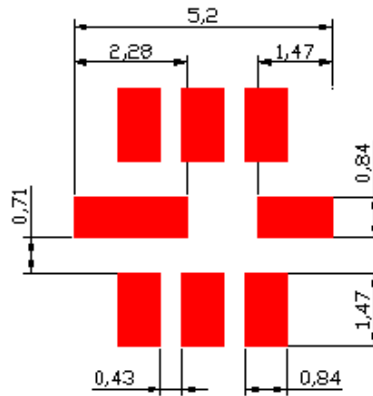


□ Date code: Provided by planer each year

△ Product Year Code

Year	2005 2009	2006 2010	2007 2011	2008 2012
Product Code	A	a	<u>A</u>	<u>a</u>

F.PCB FOOTPRINT:

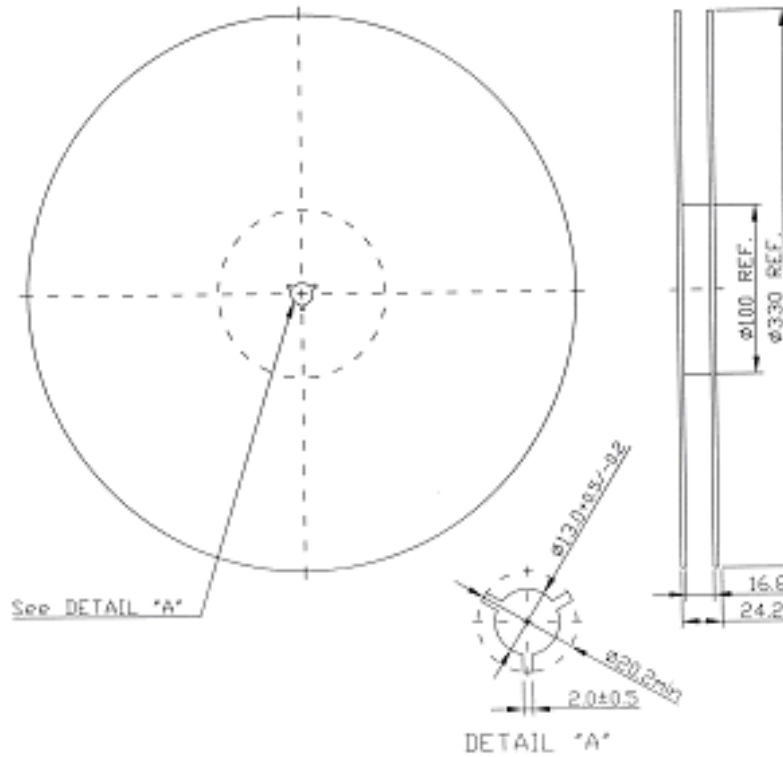


G. PACKING:

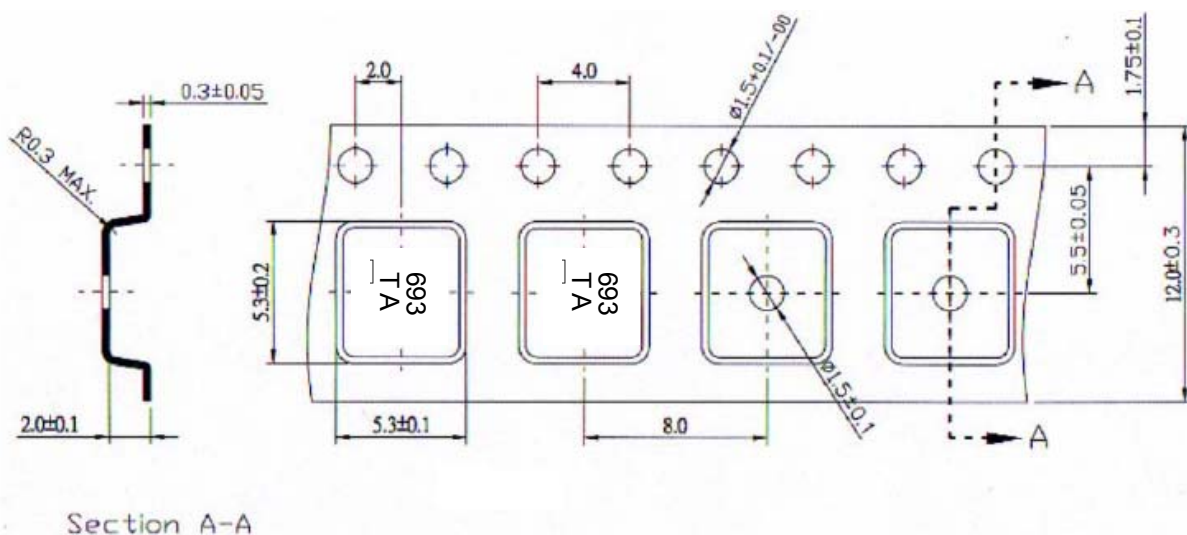
1. REEL DIMENSION

7"=1000


13"=3000



2. TAPE DIMENSION



Direction of Feed



H.RECOMMENDED REFLOW PROFILE:

